





We are Dutchbone.

We love furniture.

We love global inspired interiors.

Products with a soul. With a signature.

Products we discover during our travels.

Inspired by the colours of the earth.

A found story that deserves to be told.

Our collection is a precise blend of handcraft and industry. An affordable collection that is always in motion.

Whether you live in a loft in New York, a houseboat in Amsterdam or somewhere in the country: we are sure we have something in store for you.

We are 

CHAIRS 4

TABLES 36

SEATERS 72

CABINETS 94

CARPETS 118

LIGHTING 140

HOME DECO 194



**DISCOVER
IT ALL**



CHARTERS

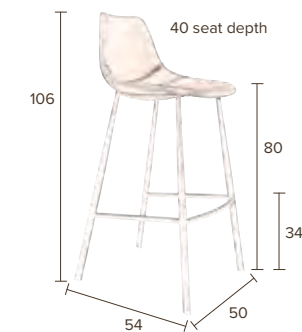
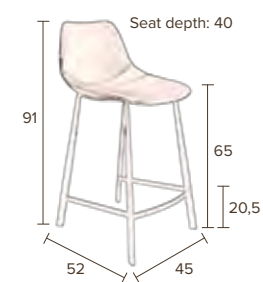
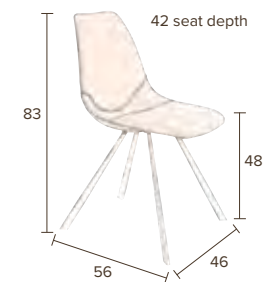


Franky Velvet chair, counter stool and bar stool

It's impossible to grow tired of our popular Franky chair, that's why we added yet another version to the series: the Franky Velvet chair. In this version, Franky explores its more feminine side in soft, rich velvet upholstery. The sturdy stitching and bold, black metal base remain to complete the stunning contrast.

With the new velvet versions of Franky Bar Stool and Franky Counter Stool, the series couldn't be more complete. They are ideal for those who like to sit either a little or a lot higher. These stools with backrests, available in two heights, will literally put you back at that bar or breakfast counter.

Upholstery in 100% polyester velvet,
30.000 Martindale, colour fastness 4- 5
with decorative stitching details
Plywood shell with PU foam, density 35
Black powder coated steel frame
with plastic foot caps
Maximum weight load: 100 kg



ITEM CODE	GTIN-CODE	ITEM NAME			
1100368	8718548040427	CHAIR FRANKY VELVET OLD PINK			
1100369	8718548040434	CHAIR FRANKY VELVET GREY			
1100370	8718548040441	CHAIR FRANKY VELVET PETROL			
1100371	8718548040458	CHAIR FRANKY VELVET ORANGE			
PACKING	2 PCS/CTN	ORDER QTY: 2 PCS			
QTY	CTN SIZE (CM)	CBM	NW (KG)	GW (KG)	
2	65x53x54	0,186	11,2 (2x5,6)	13,7	
ITEM CODE	GTIN-CODE	ITEM NAME			
1500065	8718548040465	COUNTER STOOL FRANKY VELVET OLD PINK			
1500066	8718548040472	COUNTER STOOL FRANKY VELVET GREY			
1500067	8718548040489	COUNTER STOOL FRANKY VELVET PETROL			
1500068	8718548040496	COUNTER STOOL FRANKY VELVET ORANGE			
PACKING	2 PCS/CTN	ORDER QTY: 2 PCS			
QTY	CTN SIZE (CM)	CBM	NW (KG)	GW (KG)	
2	64x52x66	0,22	14 (2x7)	17	

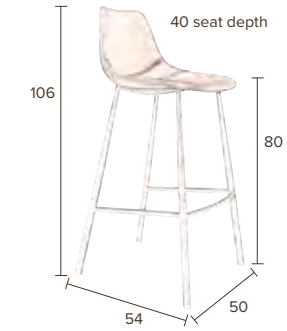
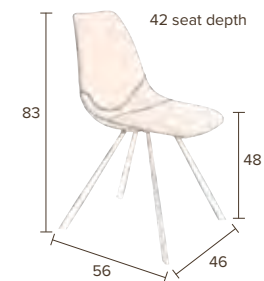
ITEM CODE	GTIN-CODE	ITEM NAME			
1500069	8718548040502	BARSTOOL FRANKY VELVET OLD PINK			
1500070	8718548040519	BARSTOOL FRANKY VELVET GREY			
1500071	8718548040526	BARSTOOL FRANKY VELVET PETROL			
1500072	8718548040533	BARSTOOL FRANKY VELVET ORANGE			
PACKING	2 PCS/CTN	ORDER QTY: 2 PCS			
QTY	CTN SIZE (CM)	CBM	NW (KG)	GW (KG)	
2	57x54x81	0,249	15 (2x7,5)	18	



Franky chair, counter stool and bar stool

Sometimes inspiration comes from odd places...
 Guess what sport inspired us for the looks of Franky?
 The decorative stitching of the vintage shell combined with the straight lines of the base, makes this a very contemporary design.
 We just couldn't stop after designing the chair and barstool.
 So we added counterstool Franky. Just the right height for most breakfast bars! You know those quick-bite extensions many kitchen islands have these days? Turns out it's not always easy to find a right height and stylish stool for those tables. Franky helps you out right there.
 And just think how it will combine with the dining chair version of Franky. What a family!

Upholstery in vintage PU-leather with decorative stitching details,
 > 38.000 Martindale, colour fastness 4- 5
 Plywood shell with PU foam, density 35
 Black powder coated steel frame with plastic foot caps
 Maximum weight load: 100 kg



ITEM CODE	GTIN-CODE	ITEM NAME		
1100280	8718548026551	CHAIR FRANKY BLACK		
1100281	8718548026568	CHAIR FRANKY BROWN		
PACKING	2 PCS/CTN	ORDER QTY: 2 PCS		
QTY	CTN SIZE (CM)	CBM	NW (KG)	GW (KG)
2	65x53x54	0,186	11,2 (2x5,6)	13,7
ITEM CODE	GTIN-CODE	ITEM NAME		
1500041	8718548030800	COUNTER STOOL FRANKY BLACK		
1500042	8718548030817	COUNTER STOOL FRANKY BROWN		
PACKING	2 PCS/CTN	ORDER QTY: 2 PCS		
QTY	CTN SIZE (CM)	CBM	NW (KG)	GW (KG)
2	64x52x66	0,22	14 (2x7)	17

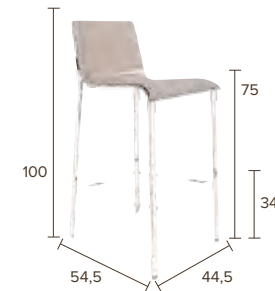
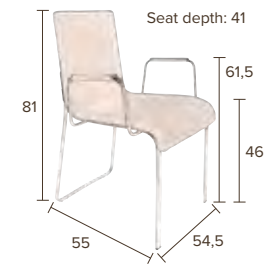
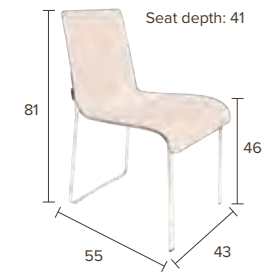
ITEM CODE	GTIN-CODE	ITEM NAME		
1500039	8718548026575	BARSTOOL FRANKY BLACK		
1500040	8718548026582	BARSTOOL FRANKY BROWN		
PACKING	2 PCS/CTN	ORDER QTY: 2 PCS		
QTY	CTN SIZE (CM)	CBM	NW (KG)	GW (KG)
2	57x54x81	0,249	15 (2x7,5)	18



Flor chair, armchair and bar stool

Sometimes you find real class in a frame. Take Dutchbone's Flor. We've put a lot of design detail into the sturdy but elegant frame, which features converging back legs and has a brushed rose gold colour. Furthermore, we've given the upholstery a little extra subtle touch in the shape of a diamond pattern. Flor comes in two elegant colours and is available as chair, armchair or barstool. The armchair has classy wooden armrests. We added a footrest to the barstool for an even more comfortable sit!

100% polyester upholstery, Martindale: >50.000, colour fastness: 4
 Plywood shell with PU foam, density 30-35
 Rose gold powder coated stainless steel frame with plastic glides
 Solid ashwood armrests in dark brown
 Maximum weight load: 100 kg



ITEM CODE	GTIN-CODE	ITEM NAME		
1100290	8718548030855	CHAIR FLOR BLACK		
1100291	8718548030879	CHAIR FLOR OCHRE		
PACKING	2 PCS/CTN	ORDER QTY: 2 PCS		
QTY	CTN SIZE (CM)	CBM	NW (KG)	GW (KG)
2	65x57x64	0,237	15 (2x7,5)	18
ITEM CODE	GTIN-CODE	ITEM NAME		
1200129	8718548030893	ARMCHAIR FLOR BLACK		
1200130	8718548030916	ARMCHAIR FLOR OCHRE		
PACKING	2 PCS/CTN	ORDER QTY: 2 PCS		
QTY	CTN SIZE (CM)	CBM	NW (KG)	GW (KG)
2	65x57x64	0,237	18 (2x9)	21

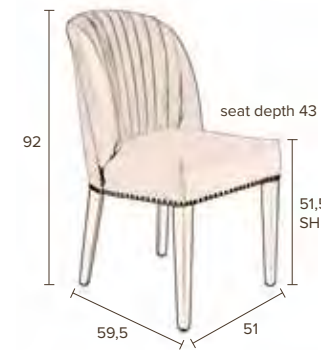
ITEM CODE	GTIN-CODE	ITEM NAME		
1500242	8718548033221	BARSTOOL FLOR BLACK		
1500243	8718548033238	BARSTOOL FLOR OCHRE		
PACKING	1 PCS/CTN			
QTY	CTN SIZE (CM)	CBM	NW (KG)	GW (KG)
1	56x46x102	0,26	9,8	12,3



Cassidy chair NEW

Cassidy is a dining chair with an unmistakable Art Deco look. The soft velvet and cushioned seat and back ensures comfortable dining. The rounded backrest was designed for extra luxury, while the studded frame finishes this chair in style.

Wrinkled upholstery in 100% polyester,
 > 25.000 Martindale, colour fastness 4
 Brass coloured studs on lower edge and back
 Beech wood frame with PU foam, seat density 30
 Solid beech wood legs, black lacquered
 Plastic foot caps
 Maximum weight load: 160 kg



ITEM CODE	GTIN-CODE	ITEM NAME		
1100320	8718548037021	CHAIR CASSIDY TURTLE		
1100321	8718548037038	CHAIR CASSIDY BLACK		
1100322	8718548037045	CHAIR CASSIDY PINK CLAY		
PACKING	2 PCS/CTN	ORDER QTY: 2 PCS		
QTY	CTN SIZE (CM)	CBM	NW (KG)	GW (KG)
2	53x85x108	0,49	15 (2x7,5)	18

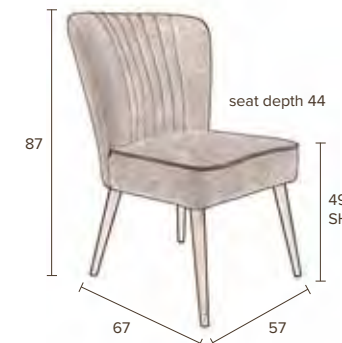


Smoker chair

NEW

Chair Smoker is one of Dutchbone's true classics. We decided it was time to use more of the potential of this design. So, like its lounge chair predecessor with its wink to the fifties, we now present Chair Smoker. This smaller but higher version is ideal for use in the dining area. Thick cushioning and a wide seat ensure comfort for all.

100% polyester fabric with mixed fabric piping (57% viscose, 28% linen, 15% cotton)
 > 35.000 Martindale, colour fastness 3,5-4
 Birchwood & plywood frame with PU-foam
 Foam density seat 30, back 25
 Solid oak legs, dark brown oil finish
 Maximum weight load: 120 kg



ITEM CODE	GTIN-CODE	ITEM NAME		
1100326	8718548037342	CHAIR SMOKER RED		
1100327	8718548037359	CHAIR SMOKER DARK GREY		
1100328	8718548037366	CHAIR SMOKER BEIGE		
PACKING	2 PCS/CTN	ORDER QTY: 2 PCS		
QTY	CTN SIZE (CM)	CBM	NW (KG)	GW (KG)
2	88x60x102	0,539	18 (2x9)	20

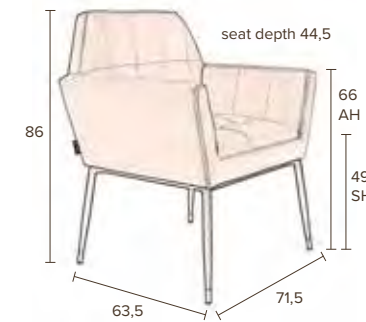


Kate armchair

NEW

A nice broad seat, rich velvet fabric, lush cushioning and decorative brass details on slender dark metal legs. Armchair Kate got it all and it gives her a pleasant Art Deco look. Kate is star-restaurant worthy and guarantees long dining without any discomfort. Best part? Kate is part of a series of more lush and über chic seaters.

100% polyester velvet with panel stitching on seat and back > 25.000 Martindale, colour fastness 4
 Pine wood frame with PU-foam, density seat 30
 Black powder coated iron legs with brass coloured iron feet and plastic foot caps
 Maximum weight load: 160 kg



ITEM CODE	GTIN-CODE	ITEM NAME		
1200152	8718548036918	ARMCHAIR KATE PINK CLAY		
1200153	8718548036925	ARMCHAIR KATE BLACK		
1200154	8718548036932	ARMCHAIR KATE DEEP BLUE		
PACKING	1 PCS/CTN			
QTY	CTN SIZE (CM)	CBM	NW (KG)	GW (KG)
1	69x74x89	0,46	10	13

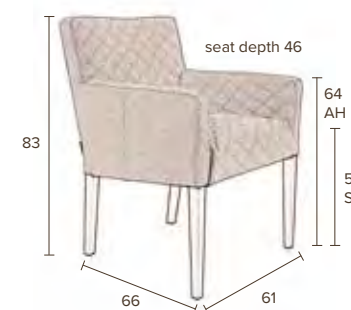


Aaron armchair

NEW

The difference between a good and a fabulous armchair can often be found in details. Armchair Aaron is proof. Its stitched diamond-pattern in the upholstery, for instance, make all the difference. But the slit pocket at the side of the chair is the ultimate proof. Just like its tapered dark wooden legs, comfortable armrests and thick cushioning. Aaron comes in several colours to accommodate different styles.

100% polyester fabric with stitched diamond pattern
 > 25.000 Martindale, colour fastness 4
 2 magazine pouches on the left outer arm
 Solid beech wood frame with PU-foam, density seat 30
 Solid beech wood legs, black lacquered
 Plastic foot caps
 Maximum weight load: 160 kg



ITEM CODE	GTIN-CODE	ITEM NAME		
1200155	8718548037007	ARMCHAIR AARON SAND		
1200156	8718548037014	ARMCHAIR AARON CHARCOAL		
PACKING	1 PCS/CTN			
QTY	CTN SIZE (CM)	CBM	NW (KG)	GW (KG)
1	65x66x88	0,38	10	13

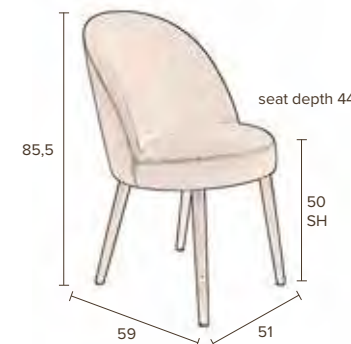


Barbara chair

NEW

Barbara chair looks so elegant that it is sure to be a classic beauty for years to come. The wide sloping backrest, broad seat and luxurious velvet fabric make this dining room chair superbly comfortable while the design inspired by the Mid-Century Modern style make it a real pleasure to look at.

100% polyester velvet
 20.000 Martindale, colour fastness 4- 5
 Plywood shell with PU-foam, density seat 28, back 25
 Solid beech wood legs with walnut colour lacquer finish
 Maximum weight load: 120 kg



ITEM CODE	GTIN-CODE	ITEM NAME		
1100336	8718548038639	CHAIR BARBARA GREEN		
1100337	8718548038646	CHAIR BARBARA PETROL		
1100338	8718548038653	CHAIR BARBARA GREY		
1100339	8718548038660	CHAIR BARBARA ORANGE		
1100340	8718548038677	CHAIR BARBARA RED		
1100341	8718548038684	CHAIR BARBARA CAMEL		
PACKING	2 PCS/CTN	ORDER QTY: 2 PCS		
QTY	CTN SIZE (CM)	CBM	NW (KG)	GW (KG)
2	65x57x52	0,192	13,2 (2x6,6)	15,5



Willow chair

NEW

Willow chair is a modern interpretation of the classic school classroom chair. Willow's industrial style is enhanced by the black metal frame. To make sure you can spend hours sitting at the table in comfort, we gave Willow soft cushioning on the seat and backrest. We chose high-quality PU leather upholstery to add the finishing touch to the elegant design.

Vintage PU-leather
 50.000 Martindale, colour fastness 4
 Beech plywood back & seat with PU-foam, density 40
 Black powder coated steel frame with plastic foot caps
 Engraved Dutchbone logo in sides
 Maximum weight load: 110 kg



grey



anthracite



army



mocha

ITEM CODE	GTIN-CODE	ITEM NAME		
1100342	8718548039285	CHAIR WILLOW GREY		
1100343	8718548039292	CHAIR WILLOW ANTHRACITE		
1100344	8718548039308	CHAIR WILLOW ARMY		
1100345	8718548039315	CHAIR WILLOW MOCHA		
PACKING	2 PCS/CTN	ORDER QTY: 2 PCS		
QTY	CTN SIZE (CM)	CBM	NW (KG)	GW (KG)
2	50x67x96	0,322	12,2 (2x6,1)	14,6

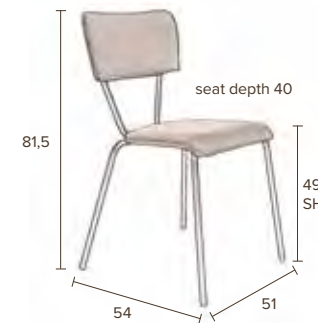


Melonie chair

NEW

Melonie Chair is a tribute to the formica kitchen chairs that were very popular in the fifties. But of course we gave Melonie an upgrade and reinterpreted the classic design for our modern era, improving not only the design but also the comfort. Melonie is upholstered with soft cushioning and a lovely velvet fabric with a diamond pattern in the nap.

Velvet-look mixed fabric with sheared diamond pattern (39% viscose, 31% cotton, 30% acryl)
 25.000 Martindale, colour fastness 4-5
 Plywood back & seat with PU-foam, density 40
 Black powder coated steel frame with plastic foot caps
 Laser-cut metal plate with Dutchbone logo on back
 Maximum weight load: 110 kg



ITEM CODE	GTIN-CODE	ITEM NAME		
1100346	8718548039322	CHAIR MELONIE SAND		
1100347	8718548039339	CHAIR MELONIE PINK		
1100348	8718548039346	CHAIR MELONIE GREEN		
1100349	8718548039353	CHAIR MELONIE BORDEAUX		
PACKING	2 PCS/CTN	ORDER QTY: 2 PCS		
QTY	CTN SIZE (CM)	CBM	NW (KG)	GW (KG)
2	50x67x96	0,322	10,8 (2x5,4)	13,2

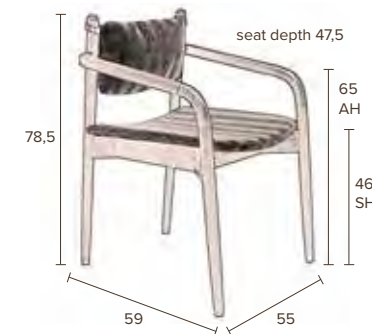
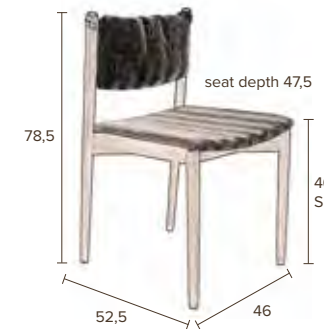


Torrance chair and armchair




Inspired by 1960s designs, our Torrance chair has a slender solid wood frame with a sleek silhouette. The PU-leather details on the backrest add a contemporary touch. The broad welcoming seat makes Torrance a perfect choice for any dining area. Torrance dining room chair is available with and without armrests.

100% polyester fabric with herringbone pattern
 Plywood seat with PU-foam, density 30
 Removable back cushion with fiber filling
 Solid rubber wood frame with brown lacquered acacia back
 Maximum weight load: 130 kg



ITEM CODE	GTIN-CODE	ITEM NAME		
1100363	8718548039971	CHAIR TORRANCE		
PACKING	2 PCS/CTN	ORDER QTY: 2 PCS		
QTY	CTN SIZE (CM)	CBM	NW (KG)	GW (KG)
2	67,5x49,5x99	0,331	12 (2x6)	16
ITEM CODE	GTIN-CODE	ITEM NAME		
1200168	8718548039995	ARMCHAIR TORRANCE		
PACKING	1 PCS/CTN			
QTY	CTN SIZE (CM)	CBM	NW (KG)	GW (KG)
1	62x58,5x83	0,301	6,2	9,5



Ovid counter stool

The sturdy metal frame of counter stool Ovid has the perfect vintage quality about it. Ovid comes in black or in a stunning, distressed ocean-like colour, which can be appreciated like a copper patina. In both finishes Ovid will definitely imprint that unmistakable industrial style to any space.

Iron with distressed finish
Maximum weight load: 90 kg



ITEM CODE	GTIN-CODE	ITEM NAME		
1500043	8718548032781	COUNTER STOOL OVID OCEAN		
1500044	8718548032798	COUNTER STOOL OVID BLACK		
PACKING	1 PCS/CTN			
QTY	CTN SIZE (CM)	CBM	NW (KG)	GW (KG)
1	65,5x39,5x39,5	0,102	4,6	6



Kubu chair

It's the simplicity that gives chair Kubu its undeniable style. The black powder coated frame is ultra thin and very good looking with its thin legs and stylish support bars. Chair Kubu's seat is made from a thicker rattan, 6-8 mm, which you can style up with Dutchbones Sheepskin Shaun, for even more comfort and even more class.

Kubu rattan shell
Black powder coated iron frame
Plastic feet
Maximum weight load: 100 kg



ITEM CODE	GTIN-CODE	ITEM NAME		
1100228	8718548020740	CHAIR KUBU		
PACKING	1 PCS/CTN			
QTY	CTN SIZE (CM)	CBM	NW (KG)	GW (KG)
1	53x51x51	0,138	6,09	7,98



Blackwood chair

Our chair Blackwood is Dutchbone's answer to the classical lounge chair. A comfortable addition to your seating area and packed with classic style. A nice salute to the fifties.

Padded upholstery in PU-leather
 Black lacquered or walnut veneered plywood back, seat & legs
 PU-foam on back & seat, density 28
 Black powder coated steel frame
 Maximum weight load: 120 kg



ITEM CODE	GTIN-CODE	ITEM NAME		
1100240	8718548022133	CHAIR BLACKWOOD WALNUT		
1100297	8718548031715	CHAIR BLACKWOOD BLACK		
PACKING	1 PCS/CTN			
QTY	CTN SIZE (CM)	CBM	NW (KG)	GW (KG)
1	52x50x41	0,11	7,8	9,5



Mini Bar chair

Our successful Bar Lounge chair now has a smaller clone, our Mini Bar. The lounge chair version of Bar, turned out to be a hit. With customers asking for more 'Bar-comfort', a dining chair seemed like the most logical addition. From now on, it is the soft comfort, good cushioning and the convenient swivel foot of Mini Bar that is responsible for long and most enjoyable dinner parties.

100% polyester fabric
 Plywood shell with PU-foam, density 35
 Black steel swivel frame
 Maximum weight load: 120 kg



ITEM CODE	GTIN-CODE	ITEM NAME		
1100258	8718548024939	CHAIR MINI BAR LIGHT GREY		
1100259	8718548024953	CHAIR MINI BAR DARK GREY		
PACKING	2 PCS/CTN ORDER QTY: 2 PCS			
QTY	CTN SIZE (CM)	CBM	NW (KG)	GW (KG)



Scuola chair

The old-school, school chair gone chique. That's what happened to Dutchbone's Scuola chair, which has its origin in a small Italian workshop. The dark wood and black frame gives it an educated look. Yet we did not remove its basic qualities. Scuola is stackable and very capable of heavy duty usage. Perfect for bars and restaurants. When combined with table Scuola you have a match made in old - school, furniture heaven.

Back and seat in beech plywood, stained in walnut colour and finished with transparent varnish
 Black powder coated iron frame
 Stackable
 Maximum weight load: 120 kg

ITEM CODE	GTIN-CODE	ITEM NAME		
1100239	8718548022126	CHAIR SCUOLA		
PACKING	4 PCS/CTN	ORDER QTY: 4 PCS		
QTY	CTN SIZE (CM)	CBM	NW (KG)	GW (KG)
4	58x48,5x119	0,33	20 (4X5)	22



Juju chair

Simple beauty packed with style inspired by old colonial times. Her dark wooden legs, the fine fabric and her elegant style, that is what makes Juju the ultimate dining room chair.

100% polyester fabric
 Shell: metal tube inner frame with foam filling
 Ash wood legs, walnut colour finish
 Separate seat cushion with removable cover
 Maximum weight load: 100 kg

ITEM CODE	GTIN-CODE	ITEM NAME		
1100232	8718548021181	CHAIR JUJU GREY		
1100233	8718548021204	CHAIR JUJU KHAKI		
PACKING	2 PCS/CTN	ORDER QTY: 2 PCS		
QTY	CTN SIZE (CM)	CBM	NW (KG)	GW (KG)
1	80x59x62	0,293	14,7 (2x7,35)	17,3

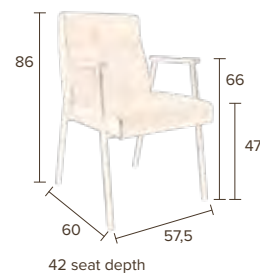




Fez armchair

For Fez we were inspired by the sleek and simple lines you would often see in designs from the fifties. A chair without any pretense. Just being comfortable and stylish. Fez is beautifully upholstered in the perfect shade of vintage brown high quality PU-leather.

Vintage PU-leather
 Plywood shell with polyether foam, density 25-30
 Black powder coated steel frame, plastic feet
 Birch wood armrest, walnut colour finish
 Maximum weight load: 120 kg



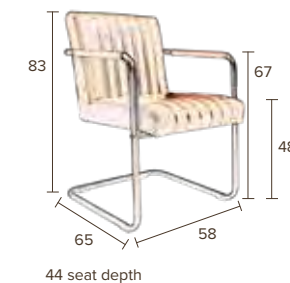
ITEM CODE	GTIN-CODE	ITEM NAME		
1200111	8718548020993	ARMCHAIR FEZ VINTAGE BROWN		
PACKING	2 PCS/CTN	ORDER QTY: 2 PCS		
QTY	CTN SIZE (CM)	CBM	NW (KG)	GW (KG)
2	63x77x74	0,359	22 (2X11)	24



Stitched armchair

Stitched is a very comfortable cantilever framed chair, upholstered with high quality PU-leather. The black frame is responsible for a comfortable little bounce. Stitched got its name because of the detailed stitching we used in the upholstery. Stitched comes in two stylish colours.

Vintage PU-leather upholstery & armrests
 Plywood shell with polyether foam, density 24-28
 Black powder coated steel frame, plastic glides
 Maximum weight load: 120 kg



ITEM CODE	GTIN-CODE	ITEM NAME		
1200117	8718548023222	ARMCHAIR STITCHED COGNAC		
1200118	8718548023239	ARMCHAIR STITCHED DARK GREY		
PACKING	2 PCS/CTN	ORDER QTY: 2 PCS		
QTY	CTN SIZE (CM)	CBM	NW (KG)	GW (KG)
2	83x52,5x57	0,248	25,6 (2x12,8)	28



TABLES

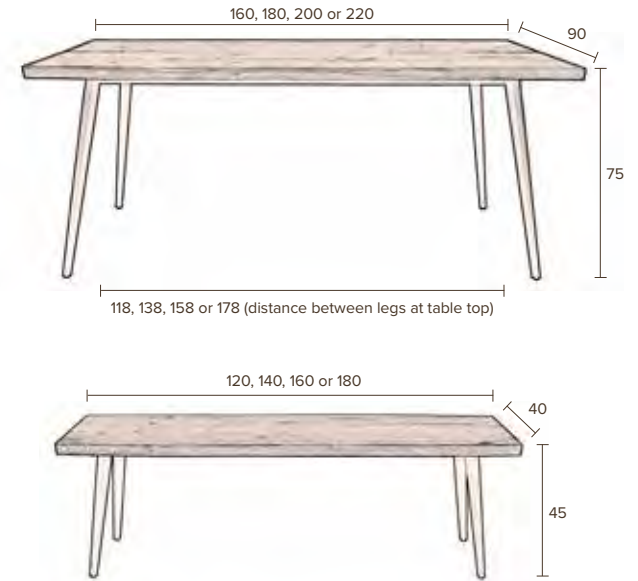


Alagon table and bench

Our Alagon series is like the Dalton brothers. Four tables descending in size. From really big to rather small; We've got an Alagon table for every interior. Alagon has the charm and irregular edges of a walnut tree trunk table. The open line in the middle is not only nice on the eyes, but also proves how much effort we put in the details. The black metal, tapered legs are another example plus the fact that we made a matching bench for every Alagon brother!

Sure, our bench Alagon was designed to go with table Alagon. But when we first took this bench home we found its design is strong enough to step out of the shadow shine by itself. This bench with its pretty tree trunk edges is available in no less than four sizes as well. Just imagine how it will look with a nice sheepskin and some cushions...

40 mm walnut veneered MDF table top & seat, PU-lacquered
Tapered mild steel legs, black powder coated,
Ø 5-3 cm (table), Ø 4,5-2,5 cm (bench)
Maximum weight load table: 140 kg
Maximum weight load bench: 230 kg



ITEM CODE	GTIN-CODE	ITEM NAME		
2100075	8718548035980	TABLE ALAGON 160X90		
2100076	8718548035997	TABLE ALAGON 180X90		
2100077	8718548036000	TABLE ALAGON 200X90		
2100078	8718548036017	TABLE ALAGON 220X90		
PACKING	1 PCS/CTN			
SIZE	CTN SIZE (CM)	CBM	NW (KG)	GW (KG)
160x90	170,5x100,5x21	0,359	42	47
180x90	190,5x100,5x21	0,402	46,5	52
200x90	210,5x100,5x21	0,444	48	56
220x90	230,5x100,5x21	0,486	50	59

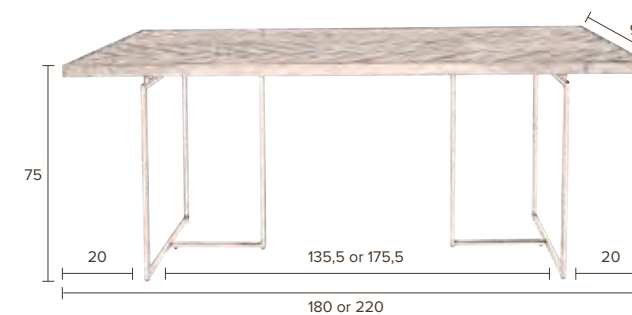

ITEM CODE	GTIN-CODE	ITEM NAME		
3500001	8718548036024	BENCH ALAGON 120X40		
3500002	8718548036031	BENCH ALAGON 140X40		
3500003	8718548036048	BENCH ALAGON 160X40		
3500004	8718548036055	BENCH ALAGON 180X40		
PACKING	1 PCS/CTN			
SIZE	CTN SIZE (CM)	CBM	NW (KG)	GW (KG)
120x40	130,5x50,5x21	0,138	16	19,5
140x40	150,5x50,5x21	0,159	17,5	21,5
160x40	170,5x50,5x21	0,180	18,5	22,5
180x40	190,5x50,5x21	0,202	20	24,5



Class dining table and coffee table

We spotted it a while ago: The well deserved revival of the herringbone wooden floor. The pattern, the glory of the grain in the wood and the way the light playfully creates colour differences.... We just love it. So we found a way to incorporate the herringbone pattern in what we know best: Furniture. As a result we present: Dining and coffee table Class. We used the stunning wood pattern in the tabletop and combined it with an elegant base, which we gave an antique brass finish. All to make sure table Class really deserves the capital C in her name.

4 cm table top, MDF with acacia wood veneer, finished with natural PU-coating
 20 mm mild steel square tube frame, antique brass colour coated
 Maximum weight load: 200 kg



ITEM CODE	GTIN-CODE	ITEM NAME		
2100013	8718548026179	TABLE CLASS 180x90		
2100014	8718548026186	TABLE CLASS 220x90		
2200016	8718548026193	COFFEE TABLE CLASS		
PACKING	1 PCS/CTN			
SIZE	CTN SIZE (CM)	CBM	NW (KG)	GW (KG)
180x90	188,5x98,5x19	0,353	42	48
220x90	228,5x98,5x19	0,428	51	58
120x60	128,5x68,4x18	0,158	22	27



Nuts table

Here's an idea: Simplicity can be more appealing than luxury. Our table Nuts is a good example of this theory. Familiar but never boring, with its dark walnut veneer and black steel base. Table Nuts comes in a practical size, which makes it ideal for small rooms or forgotten corners.

18 mm MDF table top, walnut veneered and natural lacquered
 Black powder coated steel tube frame (Ø 66 mm)
 Adjustable plastic feet
 Maximum weight load: 10-150 kg (edge-middle)



ITEM CODE	GTIN-CODE	ITEM NAME		
2100055	8718548021471	TABLE NUTS ROUND 90"		
PACKING	1 PCS/CTN			
QTY	CTN SIZE (CM)	CBM	NW (KG)	GW (KG)
1	96x98x11	0,103	14	18




Scuola table

The combination of black steel and dark wood never gets old. We found the predecessor of this table in an Italian workshop. We tweaked it to our perfection. With tapered steel legs and a sleek table top Scuola came to life for us. We added chair Scuola to this table, to complete the look.

2 cm birch plywood table top, stained in walnut colour and finished with transparent varnish
 Black powder coated iron frame
 Adjustable in height: 74 or 76 cm
 Maximum weight load: 150 kg



ITEM CODE	GTIN-CODE	ITEM NAME		
2100059	8718548022102	TABLE SCUOLA 140x70		
2100060	8718548022119	TABLE SCUOLA 70x70		
PACKING	1 PCS/CTN			
SIZE	CTN SIZE (CM)	CBM	NW (KG)	GW (KG)
140x70	146x76x8	0,09	25	27
70x70	76x76x8	0,05	16	18

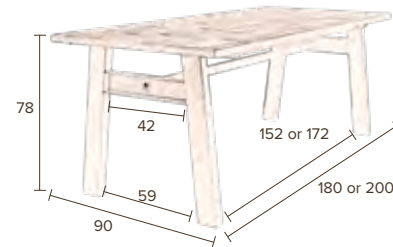


The wood is reclaimed from old houses or interiors that are renovated or rebuilt. This gives each table top its unique character.

Crude table

Every interior design collection needs a simple, beautiful wooden dining table. For Dutchbone this is table Crude. A characteristic old Elm wooden table top, supported by a sturdy and dark metal frame. The combination of the dark metal and the warm colour of the wood is very pleasing to the eye. And to your interior as well!

32 mm solid recycled old elm table top, finished with natural PU-coating
 Black powder coated iron frame
 Maximum weight load: 100 kg



ITEM CODE	GTIN-CODE	ITEM NAME		
2100012	8718548026612	TABLE CRUDE 180x90		
PACKING	1 PCS/2 CTN			
COMPONENT	CTN SIZE (CM)	CBM	NW (KG)	GW (KG)
CTN 1	184x94x9	0,16	38,5	40,5
CTN 2	82x77x21	0,13	24	26

ITEM CODE	GTIN-CODE	ITEM NAME		
2100011	8718548025936	TABLE CRUDE 200x90		
PACKING	1 PCS/2 CTN			
COMPONENT	CTN SIZE (CM)	CBM	NW (KG)	GW (KG)
CTN 1	204x94x9	0,17	42,8	44,5
CTN 2	82x77x21	0,13	24	26



Lee coffee table

With its seventies inspired vintage brass table top, coffee table Lee takes you straight back in time. The brass pieces in the table top bring a feeling of luxury to Lee. Even its size contributes to that feeling. Lee is far from old-fashioned. With its elegant iron frame Lee meets all the requirements of our day and age.

Antique brass plated aluminium table top with natural lacquer finish
 Grey powdercoated iron cube frame
 Maximum weight load: 100 kg
 Dimensions: 110x55x40 cm (WxDxH)




ITEM CODE	GTIN-CODE	ITEM NAME		
2200021	8718548032248	COFFEE TABLE LEE		
PACKING	1 PCS/CTN			
QTY	CTN SIZE (CM)	CBM	NW (KG)	GW (KG)
1	118x61x48	0,345	18,26	26,2



Randi coffee table

Randi coffee table is a real head turner. At first sight, it looks like a sleek table with a black metal frame and a wooden table top made from nice floorboards. But then the ribbed plank detail catches your eye attention. Full-sized coffee tables are making a comeback, so we made Randi a nice comfortable size.

18 mm solid mango wood table top, with carved ribbed details on one side
 20 mm black powder coated iron frame with foam pads
 Maximum weight load: 40 kg
 Dimensions: 110x60x40 cm (WxDxH)



ITEM CODE	GTIN-CODE	ITEM NAME		
2300129	8718548040229	COFFEE TABLE RANDI		
PACKING	1 PCS/CTN			
QTY	CTN SIZE (CM)	CBM	NW (KG)	GW (KG)
1	114x64x44 (u-shaped box)	0,225	20,5	23,1



Brute side table NEW

Brute is a round side table that reminds one of a Moroccan tea table with a beautiful round metal top and a vintage patina. But Brute table is larger and higher than the original North African tables it is inspired by.

Brute can be used all over the house and is available in brass and nickel. Both come with a complimentary vintage patina.

Brass or nickel lacquered aluminium
 Maximum weight load: 25 kg
 Dimensions: 63x49,5 cm (Ø x H)



ITEM CODE	GTIN-CODE	ITEM NAME		
2300134	8718548040274	SIDE TABLE BRUTE BRASS		
2300135	8718548040281	SIDE TABLE BRUTE NICKEL		
PACKING	1 PCS/CTN			
QTY	CTN SIZE (CM)	CBM	NW (KG)	GW (KG)
1	71,5x71,5x55	0,281	8	12



Ferro side table NEW

Ferro side table looks very robust with a chocolate brown metal frame and table top. But Ferro can blend into any interior: from elegant to industrial. We gave the table top a convenient raised edge. Which in itself makes Ferro more than just another sidekick to a lounge chair.

Antique bronze lacquered iron
 Maximum weight load: 65 kg
 Dimensions: 51x42 cm (Ø x H)



ITEM CODE	GTIN-CODE	ITEM NAME		
2300137	8718548040373	SIDE TABLE FERRO		
PACKING	1 PCS/CTN			
QTY	CTN SIZE (CM)	CBM	NW (KG)	GW (KG)
1	56x56x46	0,144	6,9	9



Arabica coffee table

During our travels through Asia we noticed every small village has its coffee 'corner', where people gather to drink a strong brewed coffee, sitting at small tables. Tables like our coffee table Arabica. We gave ours a twist though. Quite literally. In the form of the one turned wooden leg. Arabica comes in three sizes and heights, which perfectly nest together to one big overlapping coffee table.

9 mm MDF table top and plywood border
Walnut veneered and natural lacquered
Rubber wood legs, walnut colour finish
Maximum weight load: 10 kg
Dimensions:
S: 40x45 cm (Ø x H)
L: 58,5x40 cm (Ø x H)
XL: 78x35 cm (Ø x H)



ITEM CODE	GTIN-CODE	ITEM NAME		
2200003	8718548019676	COFFEE TABLE ARABICA S		
2200004	8718548019683	COFFEE TABLE ARABICA L		
2200005	8718548019690	COFFEE TABLE ARABICA XL		
PACKING	1 PCS/CTN			
SIZE	CTN SIZE (CM)	CBM	NW (KG)	GW (KG)
S	48x43,5x9,4	0,02	1,9	2,4
L	63x64,5x9	0,037	4,2	4,8
XL	83x81x9	0,061	5,2	6,5

Luggage side table

Side table Luggage is created by thinking out of the box, or suitcase for that matter. This vintage looking table is ideal to showcase a collection of houseplants or shine in the lounge area. Luggage is not suitable to travel, but can be used to hold treasured travel diaries and memorabilia inside!

MDF suitcase, upholstered with vintage PU-leather
With fir wood & antique gold plated iron details
Black polyester lining inside
Cast iron legs, stoved in antique black and waxed
Feet with plastic glides
Maximum weight load: 25 kg
Dimensions: 49x32x40 cm (WxDxH)



ITEM CODE	GTIN-CODE	ITEM NAME		
2300086	8718548030084	SIDE TABLE LUGGAGE		
PACKING	1 PCS/CTN			
QTY	CTN SIZE (CM)	CBM	NW (KG)	GW (KG)
1	54,5x23,5x38,5	0,049	4,3	5,2



Saffra side table set of 2

Every home should have them: nest tables like Dutchbone Saffra. A side table with a smaller version hiding underneath. Ready when you are to be pulled out and hold those extra drinks, snacks or even feet. Although feet might be a little disrespectful in this case, because of the embellishments we added to the brass table top. For the pattern we were inspired by classic botanical drawings, often seen in the Orient.

Set of 2 side tables
 Brass plated iron table top,
 with engraved decorative pattern
 Black powder coated iron cube frame
 Maximum weight load: 8 kg (small), 10 kg (large)
 Dimensions small: 40,5x40,5x40,5 cm (WxDxH)
 Dimensions large: 46x46x46 cm (WxDxH)



ITEM CODE	GTIN-CODE	ITEM NAME		
2300105	8718548032101	SIDE TABLE SAFFRA SET OF 2		
PACKING	1 PCS/CTN			
QTY	CTN SIZE (CM)	CBM	NW (KG)	GW (KG)
1	56x56x56	0,176	8,35	11,25



Moulin side table

Side Table Moulin is blessed with a complex but very decorative base and at the same time its table top competes for attention with its gold finish. As a result it is a stunner of a side table, for which we found inspiration traveling through Asia. We love it as a side table, or a display spot for pretty books or flea market finds.

Iron table top, brass plated on top
 & black powder coated underneath
 Iron base, black powder coated
 Maximum weight load: 50 kg
 Dimensions: 54x47 cm (Ø x H)



ITEM CODE	GTIN-CODE	ITEM NAME		
2300092	8718548030480	SIDE TABLE MOULIN		
PACKING	1 PCS/CTN			
QTY	CTN SIZE (CM)	CBM	NW (KG)	GW (KG)
1	57x57x53	0,172	5,9	10,1



Kraton side table

In Indonesia we found the fundamentals of our side table Kraton. The top of the side table made out of several pieces of solid wood which are pressed together to form the surface. This remarkable technique ensures that no two Kraton's are alike and results in a rough and sturdy top. The skill of building a good interior is all about gathering notable furniture. And Kraton complies.

50 mm solid teak wood table top, chocolate lacquered
 Black lacquered iron frame
 Maximum weight load: 75 kg
 Dimensions: 60x43 cm (Ø x H)



ITEM CODE	GTIN-CODE	ITEM NAME		
2300044	8718548020177	SIDE TABLE KRATON CHOCOLATE		
PACKING	1 PCS/CTN			
QTY	CTN SIZE (CM)	CBM	NW (KG)	GW (KG)
1	65,5x65,5x49,5	0,21	15	16

Brok side table

Side table Brok looks like it was on safari with Karen Blixen in the movie 'Out of Africa'. Needless to say, Brok is perfect for all adventures and classic interiors. This side table is made out of metal and has a great used and vintage look.

Iron with vintage finish
 15 mm table top on foldable frame
 Maximum weight load: 7,5 kg
 Dimensions: 78 x 40 cm (Ø x H)



ITEM CODE	GTIN-CODE	ITEM NAME		
2300048	8718548020719	SIDE TABLE BROK		
PACKING	1 PCS/CTN			
QTY	CTN SIZE (CM)	CBM	NW (KG)	GW (KG)
1	80x20x80	0,13	6,5	7,5



Sham coffee table

Coffee Table Sham is made out of Sheesham wood, also known as Rosewood. Sheesham is an Indonesian hardwood, which is very durable but also known for its pretty flamed patterns and varying colours. Our artisans make these versatile coffee tables by hand and put extra effort in the woodcarving of the top. This detail in the design, really adds to Sham's charm. But it doesn't stop there: Sham comes in a set of two tables, and they overlap! Because of the droplet shaped form we chose, you can play endlessly with Sham's alignment.

Set of 2 coffee tables
 25 mm solid sheesham wood table top, PU-lacquered
 Solid sheesham wood legs with brass coloured feet
 Maximum weight load: 20 kg
 Dimensions small: 70x50x33 cm (LxWxH)
 Dimensions large: 110x60x40 cm (LxWxH)



ITEM CODE	GTIN-CODE	ITEM NAME		
2200006	8718548024397	COFFEE TABLE SHAM SET OF 2		
PACKING	1 PCS/CTN (SET OF 2)			
QTY	CTN SIZE (CM)	CBM	NW (KG)	GW (KG)
1 (SET OF 2)	114x64x17	0,124	15,7	19,8



By Hand side table

For our block printed Dutchbone items we work with wood-carvers from the riverbanks in the Dhundbar region of India. Here craftsmen carve the wooden stamps needed to print fabrics. We found the stamps themselves were already a work of art. Table By Hand is a tribute to their craftsmanship. Each table is hand carved.

Solid sheesham wood
 35 mm table top, hand carved, PU-lacquered
 Maximum weight load: 10 kg (M), 12 kg (L)
 Dimensions:
 M: 35x37 cm (Ø x H)
 L: 40x45 cm (Ø x H)



ITEM-CODE	GTIN-CODE	ITEM NAME		
2300045	8718548020184	SIDE TABLE BY HAND M		
2300046	8718548020191	SIDE TABLE BY HAND L		
PACKING	1 PCS/CTN			
SIZE	CTN SIZE (CM)	CBM	NW (KG)	GW (KG)
M	41x39x11	0,018	2,5	4
L	49x44x11	0,024	3,4	4,5



Tides is the perfect blend of traditional styling and industrial flair. We made the elegant base of Tides from antique black steel and used rough Teak wood for the table top. It is that surprising combination of form and material that gives Tides its interesting look and casual elegance.



It was whilst traveling through India that we came upon this herringbone-like table top. Right there and then, side table Mundu sprang to life. But not before we decided on the perfect size and added the steel frame with an antique black look as a sturdy finishing touch. As a matter of fact Mundu comes as a set of two different sized tables that combine perfectly and overlap nicely.

Geo deco table

Is it an end table? Is it a stool? Well, it is strikingly beautiful however you decide to use our Geo. The square table top is supported by four triangles. All covered with teakwood, in an intriguing wood construction. Try it next to your favourite chair or tuck it in a lost corner to shine as an accent piece.

Recycled teak parts on MDF base, natural NC-lacquered
 Maximum weight load: 30 kg
 Dimensions: 54 x 40 cm (Ø x H)

ITEM CODE	GTIN-CODE	ITEM NAME		
2400007	8718548029149	DECO TABLE GEO		
PACKING	1 PCS/CTN			
QTY	CTN SIZE (CM)	CBM	NW (KG)	GW (KG)
1	42x42x43	0,076	6,24	7,13



Tides side table

Set of 2 side tables
 18 mm table top, recycled teak parts on MDF,
 natural NC-lacquered
 Mild steel frame & table top border, HB-coated
 Maximum weight load: 20 kg
 Dimensions S: 38x53 cm (Ø x H)
 Dimensions M: 38x60 cm (Ø x H)

ITEM CODE	GTIN-CODE	ITEM NAME		
2300082	8718548028944	SIDE TABLE TIDES SET OF 2		
PACKING	1 PCS/CTN (SET OF 2)			
QTY	CTN SIZE (CM)	CBM	NW (KG)	GW (KG)
1 (SET OF 2)	40,5x40,5x65,5	0,11	8,61	9,89




Mundu coffee table

Set of 2 coffee tables
 18 mm table top, recycled teak parts on MDF,
 teak veneered border, natural NC-lacquered
 Mild steel frame, HB-coated
 Maximum weight load: 20 kg
 Dimensions S: 55x40 cm (Ø x H)
 Dimensions M: 55x45 cm (Ø x H)

ITEM CODE	GTIN-CODE	ITEM NAME		
2200018	8718548027657	COFFEE TABLE MUNDU SET OF 2		
PACKING	1 PCS/CTN (SET OF 2)			
QTY	CTN SIZE (CM)	CBM	NW (KG)	GW (KG)
1 (SET OF 2)	59,5x59,5x11	0,039	11,95	13,7





Marble is a natural product, therefore each table top is unique in appearance and weight.

Emerald side table

We would like to imagine Marilyn Monroe would have embellished her lounge area with side table Emerald. It just has that über luxurious fifties chic. The deep emerald green marble top has rich dark markings and lines. With its bronze powder coated base, Emerald will quickly help to set the tone in your room.

15 mm green marble table top
13 mm iron tube frame,
powder coated in bronze colour
Maximum weight load: 20 kg
Dimensions: 41x55 cm (Ø x H)



ITEM CODE	GTIN-CODE	ITEM NAME		
2300064	8718548025196	SIDE TABLE EMERALD		
PACKING	1 PCS/CTN			
QTY	CTN SIZE (CM)	CBM	NW (KG)	GW (KG)
1	45x17x57	0,0436	6,9	9,5



Boss side table

Big in surface but small to the eye, that's Dutchbone Boss side table. With its slim, open metal frame Boss doesn't ask for much floor space. Its spectacular, chic, green marble table top screams for attention.

14 mm green marble table top
Brass powder coated iron base
Maximum weight load: 20 kg
Dimensions: 51x42 cm (ØxH)



ITEM CODE	GTIN-CODE	ITEM NAME		
2300100	8718548031876	SIDE TABLE BOSS		
PACKING	1 PCS/CTN			
QTY	CTN SIZE (CM)	CBM	NW (KG)	GW (KG)
1	58x57x54	0,179	9,98	13,5



Abbas side table

Side table Abbas looks like a serving tray from Marrakech that has magically grown legs. Like it was granted a wish from a genie in a bottle. First wish was: 'Give me a brass casted look'. Second wish was: 'Grow me nice thin legs'. Third wish was: 'Make me a Dutchbone side table.' We happily complied.

Cast aluminium, brass plated
 Maximum weight load: 15 kg
 Dimensions: 45x45x41 cm (WxDxH)



ITEM CODE	GTIN-CODE	ITEM NAME		
2300065	8718548025202	SIDE TABLE ABBAS		
PACKING	1 PCS/CTN			
QTY	CTN SIZE (CM)	CBM	NW (KG)	GW (KG)
1	50x62x8	0,025	3,48	5,15

Stalwart side table

The perfect mix between an industrial and elegant style. Side table Stalwart has the best of two worlds! Stalwart comes in a set of two and is made out of an industrial looking metal with a roughly welded edge, revealing a brass colour. Such a seemingly small detail but it makes all difference! Stalwart legs give you a similar treat. They have an ombre effect, slowly changing from black to brass.

Set of 2 side tables
 3 mm gunmetal powder coated iron table top, with welded edge in gold colour
 Gunmetal powder coated iron legs, with gold powdercoated feet
 Maximum weight load: 50 kg
 Dimensions S: 40x44 cm (Ø x H)
 Dimensions M: 45x50 cm (Ø x H)



ITEM CODE	GTIN-CODE	ITEM NAME		
2300114	8718548036727	SIDE TABLE STALWART SET OF 2		
PACKING	1 PCS/CTN (SET OF 2)			
QTY	CTN SIZE (CM)	CBM	NW (KG)	GW (KG)
1 (SET OF 2)	50x11x56	0,031	8	11,5



Agate is a natural product, therefore each table top is unique in appearance and weight.

Agate side table

Nothing beats the style and sophistication found in natural stone. Side table Agate has a table top made of nature's beauty agate. Dotted with the stunning splashes Agate is known for, this table is a head turner for sure.

What's more, each and every side table is unique, since no two slabs of this natural stone are alike.

Agate stone and tempered glass table top finished with an epoxy resin top coat
 Black powder coated iron cube frame
 Maximum weight load: 10 kg
 Dimensions: 30,5x51 cm (ØxH)



ITEM CODE	GTIN-CODE	ITEM NAME		
2300099	8718548031869	SIDE TABLE AGATE		
PACKING	1 PCS/CTN			
QTY	CTN SIZE (CM)	CBM	NW (KG)	GW (KG)
1	34x35x57	0,068	2,8	4,3



Twig side table

Side table Twig is a great solution to show off treasures you have brought back from faraway places. Twig, with its black metal sturdy appearance can also be used as an excellent table to give stage to your most amazing houseplant. Or simply use it to hold your book and a glass of fine wine....

Cast aluminium, black powder coated
 Maximum weight load: 40 kg
 Dimensions: 30,5x61 cm (Ø x H)



ITEM CODE	GTIN-CODE	ITEM NAME		
2300094	8718548030503	SIDE TABLE TWIG BLACK		
PACKING	1 PCS/CTN			
QTY	CTN SIZE (CM)	CBM	NW (KG)	GW (KG)
1	37x30x38	0,042	2,9	4,9



Elia side table

The combination of brass and black powder coated iron is always a good one. The result is a sturdy, yet elegant and super trendy little side table. The simple forms and textures of side table Elia is what makes it a versatile little table. Made to be used all over the house.

Iron table top with 10 mm border, black powder coated
 Iron legs, black powder coated
 Brass feet, natural lacquered
 Maximum weight load: 6 kg
 Dimensions: 37x59 cm (Ø x H)



ITEM CODE	GTIN-CODE	ITEM NAME		
2300063	8718548025165	SIDE TABLE ELIA BLACK/BRASS		
PACKING	1 PCS/CTN			
QTY	CTN SIZE (CM)	CBM	NW (KG)	GW (KG)
1	42x28x45	0,051	2,6	5,18




Eliot side table

Good things often come in twos. At least here at Dutchbone. Mostly because we don't want to choose and like to give you more choice. Or because we fall in love with a detail and we want to use it in more than one design. Something similar happened with side table Eliot. Like side table Elia it is blessed with shiny brass socks. And like his brother, Eliot is sturdy and a versatile little table!

Iron table top with 10 mm border, antique brass plated, clear powder coated
 Iron legs, antique brass plated, clear powder coated
 Brass feet, natural lacquered
 Maximum weight load: 10 kg
 Dimensions: 37x59 cm (Ø x H)



ITEM CODE	GTIN-CODE	ITEM NAME		
2300062	8718548025158	SIDE TABLE ELIOT BRASS ANTIQUE		
PACKING	1 PCS/CTN			
QTY	CTN SIZE (CM)	CBM	NW (KG)	GW (KG)
1	55x43x12	0,028	4	5,85



Sari side table

Side table Sari features a metal mesh on a glass table top which results in an airy and light look for this pretty table. Don't be mistaken though, the metal design makes this side table as sturdy as can be. Sari's character is not overly flashy, but certainly able to make a statement in any interior!

Cast aluminium table top, antique brass powder coated, on smoked glass layer
 Iron frame, black powder coated
 Maximum weight load: 25 kg
 Dimensions: 33x46 cm (Ø x H)



ITEM CODE	GTIN-CODE	ITEM NAME		
2300093	8718548030497	SIDE TABLE SARI		
PACKING	1 PCS/CTN			
QTY	CTN SIZE (CM)	CBM	NW (KG)	GW (KG)
1	39x38x56	0,083	5,2	7,9



Zatar side table

No rearranging required with these three side tables. They are joined together like Siamese triplets and don't mind one bit. Dutchbone Zatar is of oriental origin. Joined tables like this are not only perfect for holding drinks and snacks, but also for styling up a forgotten corner. With different houseplants, for example.

Brass plated iron table tops with engraved decorative pattern
 Black powder coated iron legs
 Brass coloured iron base, 32,5x2,5 cm (ØxH)
 Maximum weight load: 10 kg
 Diameter table tops: 40,5 cm, 33 cm, 25,5 cm
 Dimensions: 58,5x57 cm (ØxH)



ITEM CODE	GTIN-CODE	ITEM NAME		
2300104	8718548032095	SIDE TABLE ZATAR		
PACKING	1 PCS/CTN			
QTY	CTN SIZE (CM)	CBM	NW (KG)	GW (KG)
1	49x19x49	0,046	6,35	7,5



Bast side table

Do you remember how we work with impeccable woodcarvers from the Dunbar region in India? They hand carve wood to make stamps for printing on fabric. Their work never ceases to inspire us. So now we transferred their creative, beautiful and ancient old patterns on to metal and created a table top. Because we like you to have a choice: Side table Bast comes in copper and brass!

Solid sheesham wood, PU-lacquered
 17 mm table top covered with mild steel sheet,
 with hand embossed pattern
 Feet in same colour metal as top
 Maximum weight load: 10 kg
 Dimensions: 40x50 cm (Ø x H)



ITEM CODE	GTIN-CODE	ITEM NAME		
2300053	8718548024403	SIDE TABLE BAST COPPER		
2300055	8718548024427	SIDE TABLE BAST BRASS		
PACKING	1 PCS/CTN			
QTY	CTN SIZE (CM)	CBM	NW (KG)	GW (KG)
1	45x45x9	0,022	2,1	3,2

Alim side table

Our Alim nesting side tables have a cosmopolitan character. Each tabletop has its own handsome finish: Brass, metal and antique copper. The warm tones of the tabletops are accentuated by the black powder coated metal legs. Spread these nesting side tables when entertaining and arrange them together after your guests have left. No matter how you use them, placed together or alone, next to a favorite chair, our Alim tables bring an interesting glow into the room.

Set of 3 side tables
 6 mm cast aluminium table top,
 plated with antique copper, brass or metal
 Iron legs, black powder coated
 Brass detailed feet
 Maximum weight load: 10 kg
 Dimensions S: 35,5x39,5 cm (Ø x H)
 Dimensions M: 35,5x45 cm (Ø x H)
 Dimensions L: 35,5x48 cm (Ø x H)



ITEM CODE	GTIN-CODE	ITEM NAME		
2300073	8718548025363	SIDE TABLE ALIM SET OF 3		
PACKING	1 PCS/CTN (SET OF 3)			
QTY	CTN SIZE (CM)	CBM	NW (KG)	GW (KG)
1 (SET OF 3)	42x42x18	0,032	7,34	10,95



SEATERS



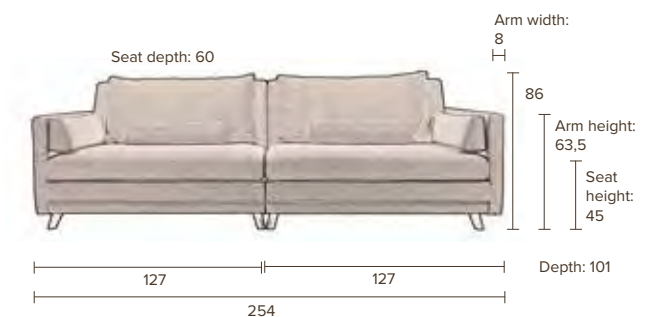
Linde sofa

With Linde, our design team have come up with an extremely attractive sofa. They are very excited about its looks and comfort and we cannot say they're wrong. Linde sofa comes with lots of cushions to make sitting a royal and comfortable experience. The high back and armrests make Linde the perfect spot to lounge. Linde comes in two basic coloured fabrics, which make it easy to mix and match with cosy colours and floral patterns.

Linde 3,5-seater (2 connected elements)
 Loose back & seat cushion with removable cover
 Reversible back cushion; seat cushion with anti-slip backing
 Extra decorative cushions for arm or back support
 100% polypropylene fabric, >25.000 Martindale, colour fastness 5
 Filling back cushion & bolster pillow: 50% siliconised fiber filling & 50% feathers
 Filling seat cushion & other parts: PU-foam, density 30-35
 Frame: pine wood, hardboard, plywood
 Suspension: no-sag
 10 cm black birch wood legs
 Maximum weight load: 250 kg



ITEM CODE	GTIN-CODE	ITEM NAME		
3200130	8718548035447	SOFA LINDE SAND		
3200131	8718548035478	SOFA LINDE DARK GREY		
PACKING	1 PCS/2 CTN (mix of carton and plastic)			
COMPONENT	CTN SIZE (CM)	CBM	NW (KG)	GW (KG)
LEFT	138x103x80	1,14	44	47
RIGHT	138x103x80	1,14	44	47





Chester sofa

At Dutchbone, we are often inspired by classic designs from the early twentieth century, like the Chesterfield sofa: a design that actually originated in the eighteenth century. We decided that this classic design was in style once gain. Of course, our version comes with a 21st century twist. We dropped the leather and used contemporary fabrics instead for a surprising effect: nice vintage cotton or soft velvet in a variety of colours. Our Chester Sofa is smaller than most of its antique predecessors and therefore suitable for any interior.

Chester Vintage forest:

Sofa with buttoning on inner back & seat
100% vintage-look cotton fabric,
15.000 Martindale, colour fastness 4

Chester Velvet:

Sofa with buttoning on inner back
100% polyester velvet-look fabric,
20.000 Martindale, colour fastness 4


Both versions:

Pine wood frame with PU-foam, density 30
Turned solid oak legs, dark walnut finish
Maximum weight load: 250 kg

Chester Vintage



Chester Velvet



ITEM CODE	GTIN-CODE	ITEM NAME		
3200028	8718548020795	SOFA CHESTER VINTAGE FOREST 13		
3200132	8718548035485	SOFA CHESTER VELVET PINK		
3200133	8718548035492	SOFA CHESTER VELVET DARK GREEN		
3200134	8718548035508	SOFA CHESTER VELVET GOLDEN BROWN		
3200135	8718548036369	SOFA CHESTER VELVET DARK BROWN		
PACKING	1 PCS/CTN			
QTY	CTN SIZE (CM)	CBM	NW (KG)	GW (KG)
1	188x96x68	1,22	44	53



Kate sofa NEW

Comfortable, bold, yet elegant, that's what defines sofa Kate. Kate is a beautiful blend of Art Deco inspiration and contemporary design. Upholstered with a gorgeous velvet fabric and blessed with petite dark metal legs with brass detailing.

2-seater in 100% polyester velvet
 with panel stitching on fixed seat and back
 > 25.000 Martindale, colour fastness 4
 Pine wood frame with PU-foam, density seat 30
 Black powder coated iron legs with brass coloured iron feet
 and plastic foot caps
 Maximum weight load: 160 kg



ITEM CODE	GTIN-CODE	ITEM NAME		
3200144	8718548036949	SOFA KATE PINK CLAY		
3200145	8718548036956	SOFA KATE BLACK		
3200146	8718548036963	SOFA KATE DEEP BLUE		
PACKING	1 PCS/CTN			
QTY	CTN SIZE (CM)	CBM	NW (KG)	GW (KG)
1	151x82x61	0,58	30	40

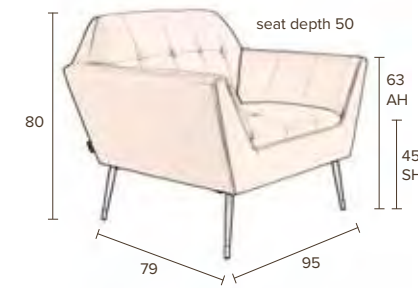


Kate lounge chair

NEW

Some lounge chairs are not only very comfortable to sit in but also very soothing to the eye. Armchair Kate is one of them. Inspired by art deco chic Kate has a velvet finish and dark metal legs with brass accents. A piece that speaks volumes and radiates pure class.

100% polyester velvet with panel stitching on seat and back
 > 25.000 Martindale, colour fastness 4
 Pine wood frame with PU-foam, density seat 30
 Black powder coated iron legs with brass coloured iron feet and plastic foot caps
 Maximum weight load: 160 kg



ITEM CODE	GTIN-CODE	ITEM NAME		
3100061	8718548036970	LOUNGE CHAIR KATE PINK CLAY		
3100062	8718548036987	LOUNGE CHAIR KATE BLACK		
3100063	8718548036994	LOUNGE CHAIR KATE DEEP BLUE		
PACKING	1 PCS/CTN			
QTY	CTN SIZE (CM)	CBM	NW (KG)	GW (KG)
1	96x82x61	0,360	20	22,5



Flower lounge chair

Classy, contemporary and art nouveau all rolled into one chair. We know it is possible, because we found all those qualities in lounge chair Flower. This comfortable lounge chair gives any seating arrangement a 'roaring twenties hotel lobby' touch. The swivel foot adds to the overall comfort of Flower, making it a good choice for every lounge area.

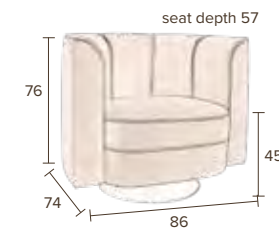
100% polyester velvet, 15.000 Martindale, colour fastness 4
 Plywood frame with polyester foam, density 28
 Matte black powder coated steel swivel base with return mechanism
 Maximum weight load: 150 kg



NEW



NEW



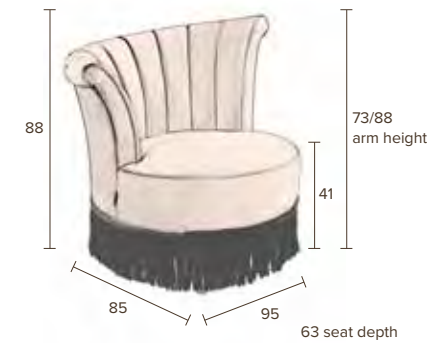
ITEM CODE	GTIN-CODE	ITEM NAME		
3100045	8718548032750	LOUNGE CHAIR FLOWER ORANGE		
3100068	8718548040854	LOUNGE CHAIR FLOWER BLACK		
3100069	8718548040861	LOUNGE CHAIR FLOWER GREEN		
PACKING	1 PCS/CTN			
QTY	CTN SIZE (CM)	CBM	NW (KG)	GW (KG)
1	90x74,5x76	0,51	36,05	40,7



Flair lounge chair

Let those twenties roar again and bring in our Flair lounge chair. This finely detailed armchair combines design features from a hundred years ago, with modern comfort and elegance. Flair is available in four sophisticated velvet colours: pink, dark brown, golden brown and dark green. In either colour, Flair will give any room that popular hotel lobby vibe in a jiffy.

100% polyester velvet-look fabric,
 20.000 Martindale, colour fastness 4
 Asymmetric, fluted inner back
 Classical fringe border all around
 Pine wood frame with PU-foam, density 35
 Solid oak wood tapered legs, dark walnut finish
 Maximum weight load: 130 kg



ITEM CODE	GTIN-CODE	ITEM NAME		
3100050	8718548035515	LOUNGE CHAIR FLAIR PINK		
3100051	8718548035522	LOUNGE CHAIR FLAIR DARK GREEN		
3100052	8718548035539	LOUNGE CHAIR FLAIR GOLDEN BROWN		
3100055	8718548036376	LOUNGE CHAIR FLAIR DARK BROWN		
PACKING	1 PCS/CTN			
QTY	CTN SIZE (CM)	CBM	NW (KG)	GW (KG)
1	97x87x72	0,61	28	31

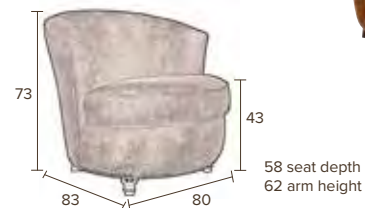




Freux lounge chair

We found that in some parts of the world the class and glamour of the roaring twenties is much better preserved than in our Western world. Especially in hotel lobbies of renowned, luxury hotels. At Dutchbone we embrace that twenties "Sophisticated Chic Trend" and decided to bring it home with us. Lounge chair Freux is an example. A comfortable chair with a hint of bygone times.

100% polyester patterned velvet-look fabric,
40.000 Martindale, colour fastness 4
Decorative antique copper studs on front
Loose seat cushion with removable cover
Plywood & pine wood frame with PU-foam, density 24-32
Solid wood legs, black lacquered, turned pine wood (front)
& curved birch wood legs (back)
Maximum weight load: 100 kg



ITEM CODE	GTIN-CODE	ITEM NAME		
3100048	8718548035027	LOUNGE CHAIR FREUX GREEN		
3100049	8718548035034	LOUNGE CHAIR FREUX BROWN		
PACKING	1 PCS/CTN			
QTY	CTN SIZE (CM)	CBM	NW (KG)	GW (KG)
1	86x83x44/67	0,41	14	16,5

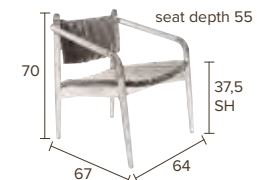


Torrance lounge chair

NEW

A stylish herringbone patterned fabric, a sleek, dark, wooden frame and a nice spacious seat. All of these features make Torrance lounge chair the perfect sixties inspired armchair. Although the classic Mid-Century Modern features are obvious, Torrance is a modern interpretation with a design that is completely at home in trendy interiors.

100% polyester fabric with herringbone pattern
Plywood seat with PU-foam, density 30
Removable back cushion with fiber filling
Solid rubber wood frame with brown lacquered acacia back
Maximum weight load: 130 kg



ITEM CODE	GTIN-CODE	ITEM NAME		
3100067	8718548040007	LOUNGE CHAIR TORRANCE		
PACKING	1 PCS/CTN			
QTY	CTN SIZE (CM)	CBM	NW (KG)	GW (KG)
1	71,5x67x75	0,359	8	11,5



Bar lounge chair

Suddenly we saw it slowly coming up. Everywhere we travelled: Liberally upholstered easy chairs. Lots of cushioning and lots of comfortable fabric. Lounge chair Bar is our response to that spotted trend.

Available in grey fabric and brown vintage leather to bring that special Dutchbone feeling into your interior. Our design team loves the seventies feel Bar has.

100% polyester fabric or vintage PU-leather,
 > 38.000 Martindale, colour fastness 4- 5
 Plywood shell with PU-foam
 Foam density back: 25-30,
 foam density seat: 30-35
 Black steel swivel frame
 Maximum weight load: 120 kg



ITEM CODE	GTIN-CODE	ITEM NAME		
3100029	8718548021457	LOUNGE CHAIR BAR LIGHT GREY		
3100030	8718548021464	LOUNGE CHAIR BAR DARK GREY		
3100044	8718548031685	LOUNGE CHAIR BAR VINTAGE BROWN		
PACKING	1 PCS/CTN			
QTY	CTN SIZE (CM)	CBM	NW (KG)	GW (KG)
1	90x41x69	0,255	17	20





Smoker lounge chair

Lounge chair Smoker brings back memories of old timer, family cars. The bucket seats from these oldtimers were in a way designed for a proper lounge area. In honor of these old-timer carseats we introduce Smoker. This very comfortable chair comes in three vintage colours.

100% polyester fabric with mixed fabric piping
 (57% viscose, 28% linen, 15% cotton)
 > 35.000 Martindale
 Colour fastness 3,5 - 4
 Filling: polyurethane foam
 Foam density seat 32, back 28
 Solid oak legs, dark brown oil finish
 Maximum weight load: 120 kg



ITEM CODE	GTIN-CODE	ITEM NAME		
3100024	8718548019867	LOUNGE CHAIR SMOKER DARK GREY		
3100025	8718548019874	LOUNGE CHAIR SMOKER RED		
3100026	8718548019881	LOUNGE CHAIR SMOKER BEIGE		
PACKING	1 PCS/CTN			
QTY	CTN SIZE (CM)	CBM	NW (KG)	GW (KG)
1	76x63x81	0,392	9,5	12



Kubu Round chair

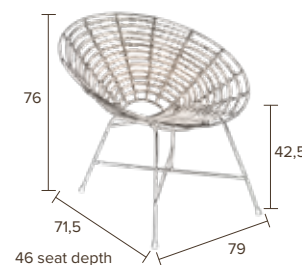
The beauty of rattan is not only in its natural colour, feel and looks, it is also in its characteristics. It grows for instance, in otherwise barren swamp areas and at an alarming rate of about 40 meters every year. We kept it uncoloured, and therefore not only at its prettiest but also at its environmental friendliest. We choose to work with the slightly thicker Kubu rattan for more style.

Chair Kubu Round is a sculptural armchair, made out of sturdy natural Kubu rattan and an elegant, thin black powder coated frame. Kubu Round is the perfect combination of an elegant curve with a compact and simple form.

Kubu Round can be styled up with Dutchbones sheepskin Shaun for even more comfort and even more class.

Kubu rattan shell
Black powder coated iron frame
Plastic feet
Maximum weight load: 100 kg

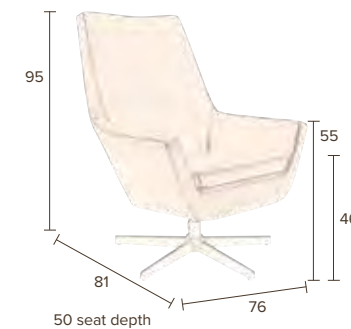
ITEM CODE	GTIN-CODE	ITEM NAME		
1100229	8718548020757	CHAIR KUBU ROUND		
PACKING	1 PCS/CTN			
QTY	CTN SIZE (CM)	CBM	NW (KG)	GW (KG)
1	83x70x50	0,291	7,96	11,6



Lounge chair Don is for men with barbered beards and old school tattoos. But also for anyone with a stylish interior which is in need of a good, swivel footed easy chair. Don is a dandy lounge chair and a real standalone. Don comes in two colours: black and cognac.

Don lounge chair

Upholstery in leatherlook (100% PU)
Filling: polyester foam
Foam density seat 30, back 25
Black powdercoated steel swivel frame
Maximum weight load: 150 kg



ITEM CODE	GTIN-CODE	ITEM NAME		
3100027	8718548020153	LOUNGE CHAIR DON BLACK		
3100028	8718548020160	LOUNGE CHAIR DON COGNAC		
PACKING	1 PCS/CTN			
QTY	CTN SIZE (CM)	CBM	NW (KG)	GW (KG)
1	L-shaped box: 74 (31/43)x77x79(43/46)	0,31	12,5	15,5



CABINETTES

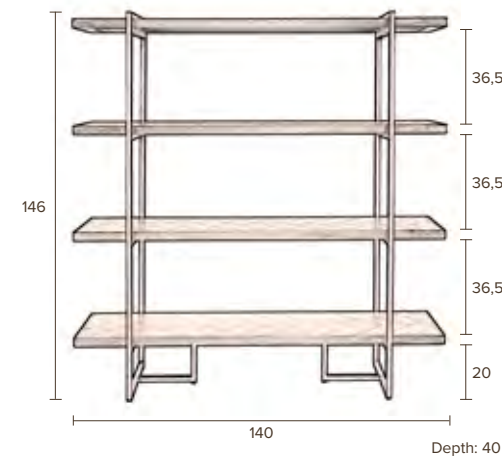


Class shelf

NEW

Talking about completing the look...! With our series Class, you can now decorate a complete living room. We offer not only a Class table, coffee table and sideboard, but also Class shelving! Ideal for an open styling that puts your treasures and most valued items on display. Right there, out in the open, where everyone can admire them!

MDF shelves with acacia wood top layer in herringbone pattern, finished with natural PU-coating
 20 mm mild steel square tube frame, antique brass steel colour coated
 Maximum weight load: 30 kg per shelf




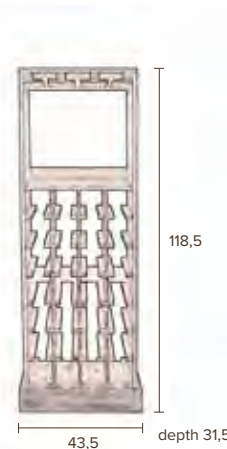
ITEM CODE	GTIN-CODE	ITEM NAME		
4200010	8718548036703	SHELF CLASS		
PACKING	1 PCS/CTN			
QTY	CTN SIZE (CM)	CBM	NW (KG)	GW (KG)
1	158x51,5x25	0,203	47	52



Claude cabinet

Cabinet Claude is a basic and stylish way to store your most treasured wine (and other) bottles in full sight – as part of your interior. Claude can house no less than 28 of your best bottles plus a decent number of wine glasses which you can hang upside down in the cabinet. There is even space left on the shelf for your decanter and corkscrew!

Solid fir wood cabinet
 Three row plywood rack to store wine glasses
 Plywood compartment for 28 bottles
 Maximum weight load: 50 kg



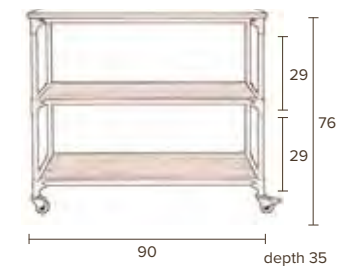
ITEM CODE	GTIN-CODE	ITEM NAME		
4100025	8718548038332	CABINET CLAUDE		
PACKING	1 PCS/CTN			
QTY	CTN SIZE (CM)	CBM	NW (KG)	GW (KG)
1	46x36x125	0,207	13,5	15,5




Consuela shelf

Is Consuela a shelf or a trolley? The answer is both. Some Dutchbone items do not fit into neat categories. Consuela is a multi-purpose table on wheels that can be almost anywhere in your home. The black marble table top and wooden shelves are a perfect match with the black metal frame and small castors.

Black marble top
 2 solid fir wood shelves on MDF base
 Grey powder coated iron frame on castors
 Maximum weight load: 60 kg



ITEM CODE	GTIN-CODE	ITEM NAME		
4200011	8718548038363	SHELF CONSUELA		
PACKING	1 PCS/CTN			
QTY	CTN SIZE (CM)	CBM	NW (KG)	GW (KG)
1	100x44x14	0,060	27,5	29

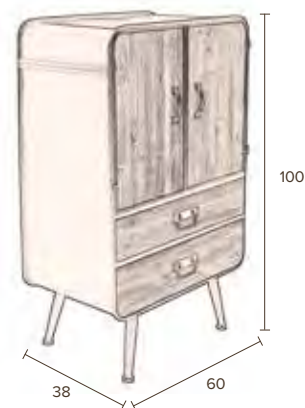


Gin cabinet

NEW

Welcome to the Gin family of cabinets. Gin Cabinet is the father of the family and is capable of storing all sorts of things tidily. It looks robust with a combination of lovely grainy wood and black metal. Showcase your own personal style with this industrial-looking cabinet.

Grey powder coated iron frame, handles & legs
 Solid fir wood doors with one shelf
 MDF drawers with solid fir wood fronts
 Maximum weight load: 60 kg



ITEM CODE	GTIN-CODE	ITEM NAME		
4100027	8718548038417	CABINET GIN		
PACKING	1 PCS/CTN			
QTY	CTN SIZE (CM)	CBM	NW (KG)	GW (KG)
1	43x125x55	0,238	20	22



Gin sideboard

NEW

Meet Gin Low sideboard, the multi-tasker of the Gin family. Although Gin is shaped to be the perfect TV and entertainment centre, you could just as easily use this cabinet as a dining room cupboard. Gin looks good whatever you use it for.

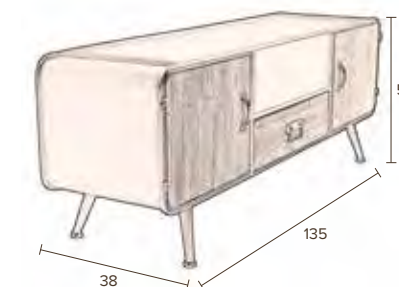
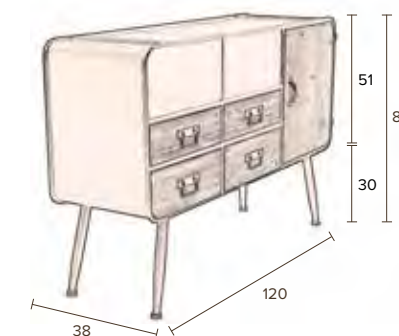
And then there is Gin High sideboard. This is the versatile youngster of the Gin family. The one that couldn't decide what it wants to be. The choice is yours, because you can put Gin High sideboard anywhere and use it for all sorts of things.

Gin High sideboard:

Grey powder coated iron frame, handles & legs
Solid fir wood doors
MDF drawers with solid fir wood fronts
2 open units with mesh iron back panel
Maximum weight load: 60 kg

Gin Low sideboard:

Grey powder coated iron frame, handles & legs
Solid fir wood doors, one shelf
MDF drawers with solid fir wood fronts
1 open unit with mesh iron back panel
Maximum weight load: 60 kg



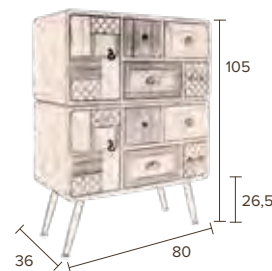
ITEM CODE	GTIN-CODE	ITEM NAME		
4300009	8718548038349	SIDEBOARD LOW GIN		
4300010	8718548038356	SIDEBOARD HIGH GIN		
PACKING	1 PCS/CTN			
SIZE	CTN SIZE (CM)	CBM	NW (KG)	GW (KG)
LOW	43x140x42	0,250	22,5	23,9
HIGH	43x125x55	0,296	26	29



Jove cabinet

Cabinet Jove is puzzled together with woodworked drawers and doors. This patchwork piece not only has heirloom potential, it also comes with organizational skills. With eight drawers and two doors, Jove is ready to sort and store its owner's life.

Solid fir wood front & body with antique finish
 2 doors and 8 drawers with various decorative patterns
 Various wooden and brass handles
 Anthracite iron legs
 Maximum weight load: 20 kg



ITEM CODE	GTIN-CODE	ITEM NAME		
4100021	8718548032811	CABINET JOVE		
PACKING	1 PCS/CTN			
QTY	CTN SIZE (CM)	CBM	NW (KG)	GW (KG)
1	85x41x86	0,3	30	33



Rusty cabinet

Cabinet Rusty is the perfect example of a new locker cabinet in a vintage rendering. Rusty comes in a distressed colour resembling copper patina. With this cabinet you will add an industrial charm to any space. Rusty has two doors which open to reveal two shelves. On top you'll find a beautiful wooden shelf. The perfect storage unit for today's needs.

Powder coated iron with distressed finish
 Solid fir wood top
 2 fixed shelves inside
 Maximum weight load: 100 kg



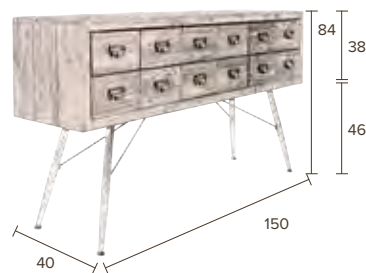
ITEM CODE	GTIN-CODE	ITEM NAME		
4100022	8718548032934	CABINET RUSTY		
PACKING	1 PCS/CTN			
QTY	CTN SIZE (CM)	CBM	NW (KG)	GW (KG)
1	80x43x158	0,544	26	28



Six cabinet

What is the deal with Cabinet Six that clearly has twelve drawers? Let us reveal the secret. We thought 12 drawers looked great on this cabinet that we found in the Far East, but they were so small. We needed twice the space to make these drawers useful. Luckily our woodworker came up with a great solution; twelve drawer fronts, but six nicely sized drawers behind them.

Front, sides & top in solid fir wood with antique finish
 Solid fir wood split drawer fronts with steel handles in antique finish (this creates the optical illusion of 12 drawers)
 6 MDF drawers, 45x35x14 cm (WxDxH), non woven fabric inside
 Powder coated iron legs
 Maximum weight load: 60 kg



ITEM CODE	GTIN-CODE	ITEM NAME		
4100023	8718548033078	CABINET SIX		
PACKING	1 PCS/CTN			
QTY	CTN SIZE (CM)	CBM	NW (KG)	GW (KG)
1	156,5x46,5x48	0,349	32,5	36,8



Iron shelf

Build-a-rack with Dutchbone's shelf Iron. This sturdy and tough looking shelving system comes with two stands and five shelves. The beauty of shelf Iron is that you can expand and therefore create a bookcase to your liking. Just keep adding shelves and stands and build your own bookcase...

Iron frame with vintage look powdercoating
 Fir wood shelves, natural lacquered
 Maximum weight load: 150 kg



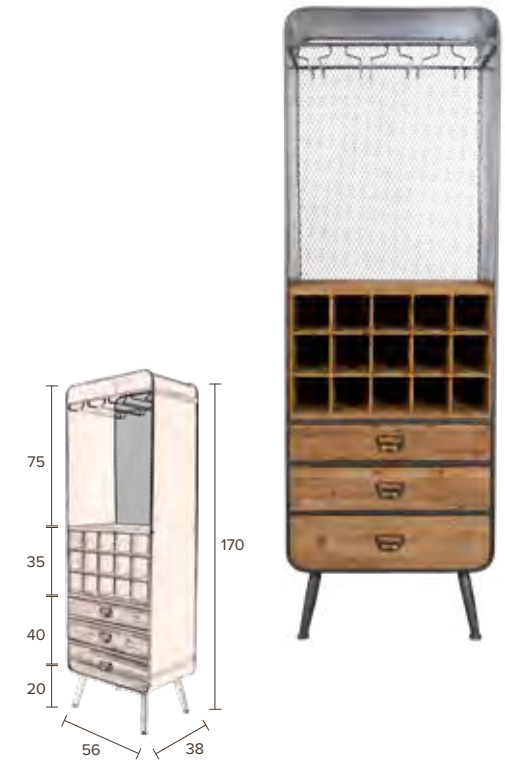
ITEM CODE	GTIN-CODE	ITEM NAME		
4200001	8718548023321	SHELF IRON		
PACKING	1 PCS/CTN			
QTY	CTN SIZE (CM)	CBM	NW (KG)	GW (KG)
1	205x25x46	0,236	25	27



Vino cabinet

Cabinet Vino keeps all your essentials for entertaining friends and family on display and close at hand. Vino was designed with a vintage French piece in mind, which we spotted once in a restaurant in the Provence. Of course we provided our version with an update, we added a wire mesh back panel.

- Stoved iron body and legs with mesh iron back panel
- Four row rack to store wine glasses
- Compartment for 15 bottles
- Three drawers with metal handles/label holders
- Bottle compartment and drawers:
- Solid fir wood with antique finish
- MDF with waterbased black paint coating
- Maximum weight load: 50 kg



ITEM CODE	GTIN-CODE	ITEM NAME		
4100017	8718548030107	CABINET VINO		
PACKING	1 PCS/CTN			
QTY	CTN SIZE (CM)	CBM	NW (KG)	GW (KG)
1	157x44x62,5	0,432	25,5	27,5

Lico cabinet

Suitcases and trunks. We travel so much that they've become part of our lives. During one of our travels we found this particular trunk that had been made into a cabinet. We immediately saw Lico housing our best whiskey and wine, so we turned it into a drinks cabinet. When closed Lico is a vintage complement to any room, when opened Lico invites you to join the party!

- Natural solid fir wood chest with antique finish
- Decorative wooden details, iron hinges & latches
- Four row iron rack to store wine glasses
- Two drawers with metal handles and label holders
- Compartment for 15 bottles
- Three compartments for bottles in door
- On 6,5 cm plastic castors (2x door, 4x cabinet)
- Maximum weight load: 40 kg



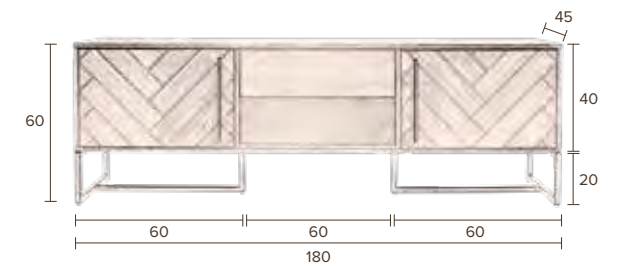
ITEM CODE	GTIN-CODE	ITEM NAME		
4100020	8718548032583	CABINET LICO		
PACKING	1 PCS/CTN			
QTY	CTN SIZE (CM)	CBM	NW (KG)	GW (KG)
1	55x55x113,5	0,343	18	21



Class sideboard

Dutchbone's Class series is a pretty family of furniture which you can combine to make all your decorating dreams come true. This elegant sideboard with an antique brass finished base has cabinet doors inlaid with acacia wood in a fabulous herringbone pattern. Like we said, you can mix and match our Class collection but this sideboard also has enough character to shine by itself.

MDF with acacia wood veneer, finished with natural PU-coating
 20 mm mild steel square tube frame & 11 mm door handles, antique brass colour coated
 Frame with plastic glides
 Left/right: compartment with 1 door, one shelf inside
 In the middle: two smaller compartments with retractable doors (lift up and push in)
 Maximum weight load: 50 kg



ITEM CODE	GTIN-CODE	ITEM NAME		
4300007	8718548029347	SIDEBOARD CLASS		
PACKING	1 PCS/CTN			
QTY	CTN SIZE (CM)	CBM	NW (KG)	GW (KG)
1	187x52x67,5	0,656	51,2	61,5



Brooke cabinet

Our small cabinet Brooke is as versatile as can be. This smart and pretty locker is made of metal. It has two compartments and stands most conveniently on wheels. Use it under your desk for storing papers or next to your bed as a nightstand, even in your kitchen as the perfect extra cupboard for spices and a respectable oil and vinegar collection.

Iron with vintage finish
 2 doors with magnetic closure
 6 cm castors



ITEM CODE	GTIN-CODE	ITEM NAME		
4100016	8718548022096	CABINET BROOKE		
PACKING	1 PCS/CTN			
QTY	CTN SIZE (CM)	CBM	NW (KG)	GW (KG)
1	50,5x41,5x80	0,17	11,5	13



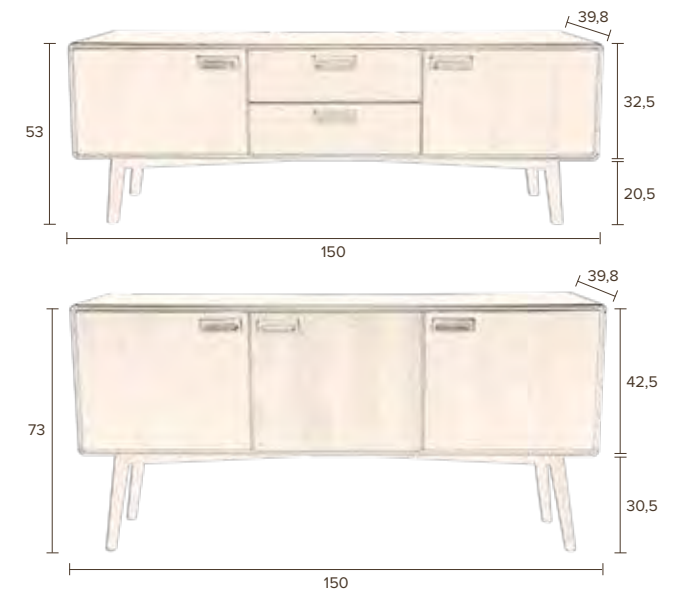
Juju sideboard

For years now we have had a family heirloom standing at our headquarters. It was a signature cabinet originating from the house of one of our grandmothers. It was over 40 years old and suddenly completely in style again. So much so, it inspired us to include a similar design in our collection: Cabinet Juju a.k.a Grandma's cabinet.

MDF body and inside, finished in matte black
Walnut veneered doors & drawer fronts
Ash wood legs, walnut colour finish

Sideboard low:
2 doors and shelves, 1 drawer, 1 flap compartment
with cable opening at the back

Sideboard high:
3 doors and 3 shelves



ITEM CODE	GTIN-CODE	ITEM NAME		
4300003	8718548021167	SIDEBOARD JUJU LOW		
4300004	8718548021174	SIDEBOARD JUJU HIGH		
PACKING	1 PCS/CTN			
SIZE	CTN SIZE (CM)	CBM	NW (KG)	GW (KG)
LOW	159x49x22	0,171	37	40
HIGH	161,5x50,5x22	0,1719	38	41,3

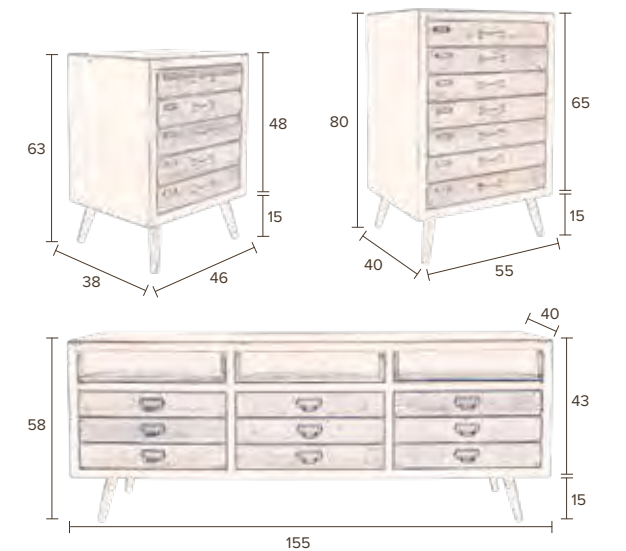


Sol cabinet and sideboard

Papers, papers and even more papers. Our cabinet Sol will cherish them all for you. This pretty vintagelooking cabinet is inspired by old school sideboards. Because one can never have too many drawers, our translation of this classic comes in three sizes: Tall, smaller and a fabulous sideboard.

MDF body in vintage iron look, n/c lacquered
 Solid pine wood drawer-fronts in vintage finish
 Metal handles & label holders
 Stoved iron legs
 Maximum weight load Sol M&L: 30 kg
 Maximum weight load Sol sideboard: 50 kg

Number of drawers:
 Sol M: 2 large (double) drawers + 1 small one at the top
 Sol L: 3 large (double) drawers + 1 small one at the top
 Sol sideboard: 3 large (double) drawers, 3 small drawers + 3 open drawers at the top



ITEM CODE	GTIN-CODE	ITEM NAME		
4100007	8718548020832	CABINET SOL L		
4100008	8718548020849	CABINET SOL M		
4300001	8718548020856	SIDEBOARD SOL		
PACKING	1 PCS/CTN			
SIZE	CTN SIZE (CM)	CBM	NW (KG)	GW (KG)
L	60x45x71	0,192	17	19
M	51x43x54	0,118	12	14
SIDEBOARD	160x45x49	0,353	33	35



Fuz cabinet and sideboard

Vintage yet modern, old school but brand new.
Our Fuz cabinet and sideboard have it all. These dark wooden pieces with wood carved panels, are more than average storage units. They are potential future heirlooms!

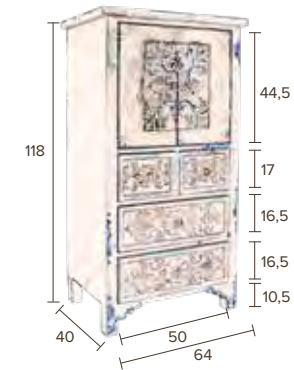
Solid pinewood in vintage finish

Carved floral pattern

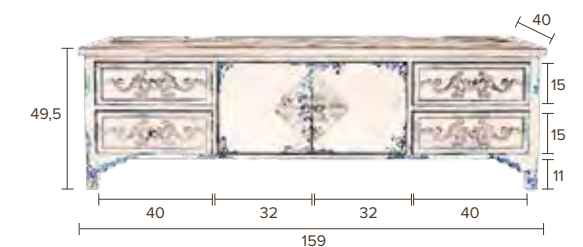
Cabinet: 2 large drawers, 2 smaller drawers and 2 doors with magnetic closure

Sideboard: 4 drawers and 2 doors with magnetic closure

Maximum weight load: 25 kg



ITEM CODE	GTIN-CODE	ITEM NAME		
4100015	8718548020818	CABINET FUZ		
4300002	8718548020825	SIDEBOARD FUZ		
PACKING	1 PCS/CTN			
SIZE	CTN SIZE (CM)	CBM	NW (KG)	GW (KG)
CABINET	69x49x127,5	0,431	26	28
SIDEBOARD	168x49x59	0,486	23	25



CARPETS





NEW

Jafar carpet

Carpet Jafar's got the look of a genuine Berber, but didn't inherit the cons of this traditional woollen Moroccan rug. Berber rugs tend to shed and pill and need to be handled with much care. Jafar is more easy-going: strong, durable and therefore also sustainable. The secret hides within the material blend of wool and cotton chenille. We threw a height difference in the mix for a striking 3D effect.

Machine woven carpet with dark brown diamond pattern
Composition heat-set pile: 70 % polyester, 30% polypropylene
Jute backing

3 sizes:

- 80x230 cm (WxL)
- 160x230 cm (WxL)
- 200x290 cm (WxL)

Height: 30 mm



ITEM CODE	GTIN-CODE	ITEM NAME		
6000170	8718548037434	CARPET JAFAR 160X230		
6000171	8718548037441	CARPET JAFAR 200X290		
6000172	8718548037458	CARPET JAFAR 80X230		
PACKING	1 PCS/PLASTIC			
SIZE	PACKING SIZE (CM)	CBM	NW (KG)	GW (KG)
160X230	180x21 (LxØ)	0,080	18,03	18,57
200X290	220x27 (LxØ)	0,130	28,42	29,27
80X230	110x21 (LxØ)	0,040	9,0	9,27



Caruso carpet

NEW

Carpet Caruso features a nice contrast between look and feel: it looks hard, but is actually soft. The print has well-worn and much-used look, but the carpet is, in fact, brand new. Imagine how Caruso would look on a lovely hardwood floor and all the fascinating contrasts it would create. The stained concrete floor print on Caruso is available in two “weathered” colours. You can also choose between two sizes.

Machine woven carpet with distressed look
 Pile: 80% cotton, 20% wool
 Blanket stitched border
 Jute backing, anti-slip

2 sizes:
 170x240 cm (WxL)
 200x300 cm (WxL)
 Height: 3 mm



distressed blue



distressed brown

ITEM CODE	GTIN-CODE	ITEM NAME		
6000178	8718548039056	CARPET CARUSO 170X240 DISTRESSED BLUE		
6000179	8718548039063	CARPET CARUSO 200X300 DISTRESSED BLUE		
6000180	8718548039070	CARPET CARUSO 170X240 DISTRESSED BROWN		
6000181	8718548039087	CARPET CARUSO 200X300 DISTRESSED BROWN		
PACKING	1 PCS/PLASTIC			
SIZE	PACKING SIZE (CM)	CBM	NW (KG)	GW (KG)
170X240	190x14 (LxØ)	0,03	8,97	9,4
200X300	220x17 (LxØ)	0,05	13,2	13,85



Ravi carpet



We found inspiration for our Ravi carpet while travelling through India. There, we saw many antique Persian rugs with lovely elaborate patterns and a beautiful aged look. We translated that look into Ravi, choosing restful grey tones, generous sizes and a thick heavy quality carpet.

Machine woven carpet with vintage look
 Pile: 80% cotton, 20% wool
 Blanket stitched border
 Jute backing, anti-slip

2 sizes:
 170x240 cm (WxL)
 200x300 cm (WxL)
 Height: 3 mm



ITEM CODE	GTIN-CODE	ITEM NAME		
6000182	8718548039094	CARPET RAVI 170X240		
6000183	8718548039100	CARPET RAVI 200X300		
PACKING	1 PCS/PLASTIC			
SIZE	PACKING SIZE (CM)	CBM	NW (KG)	GW (KG)
170X240	190x14 (LxØ)	0,03	8,97	9,4
200X300	220x17 (LxØ)	0,05	13,2	13,85



Pix carpet

We found carpet Pix, with its hand knotted look and feel, in india and decided immediately to bring it home with us. We choose the colour pallet, decided to add the knotted fringe, stepped back and where over the moon with the results. Carpet Pix gives any interior a hint of Ibiza without ever going over the top.

Hand-tufted carpet with braided tassels
 Composition: 80% wool, 20% cotton
 Latex finish with 100% cotton backing
 Dimensions: Ø 170 cm
 Height: 12 mm



ITEM CODE	GTIN-CODE	ITEM NAME		
6000095	8718548034181	CARPET PIX ROUND 170'		
PACKING	1 PCS/PLASTIC			
QTY	PACKING SIZE (CM)	CBM	NW (KG)	GW (KG)
1	173x18 (L x Ø)	0,0561	9,6	10



Carve carpet

The woven texture made out of various coloured yarns are the secret to Carpet Carves attractive powers. We choose two colour schemes for Carve and gave it a nice size. The result is a perfect looking rug with a very luxe appeal made by skilled artisans.

Flat hand-woven carpet
 Composition: 80% wool, 20% cotton
 Dimensions: 170x240 cm (WxL)
 Height: 7 mm



ITEM CODE	GTIN-CODE	ITEM NAME		
6000093	8718548034167	CARPET CARVE 170X240 MULTI		
6000094	8718548034174	CARPET CARVE 170X240 NATURAL/CHARCOAL		
PACKING	1 PCS/PLASTIC			
QTY	PACKING SIZE (CM)	CBM	NW (KG)	GW (KG)
1	175x16 (L x Ø)	0,045	7,9	8,2



Bawang carpet

We can't all have perfect parquet flooring with great colour effects due to the wood grain, but we can have carpet Bawang. Which isn't second best, but even better. This beautiful area rug is hairy, it's made of cowhide.

Bawang has an intriguing pattern on which the nap of the hide forms an interesting play of colours. Almost like a 3D effect.

Handmade patchwork cowhide carpet
 Non-woven polyester backing
 Dimensions: 170x240 cm (WxL)
 Height: 4 mm



ITEM CODE	GTIN-CODE	ITEM NAME		
6000085	8718548032194	CARPET BAWANG 170x240 LIGHT BROWN		
6000086	8718548032200	CARPET BAWANG 170x240 DARK BROWN		
PACKING	1 PCS/PLASTIC			
SIZE	PACKING SIZE (CM)	CBM	NW (KG)	GW (KG)
170x240	172x18 (L x Ø)	0,044	6	7,5



Dobs carpet

A big hurray for textures! At Dutchbone we're nuts for all kinds of textures... In carpet Dobs our design team went overboard and gave this carpet broad bands with different structure in the soft wool. Result is a plush rug with a subtle pattern and the qualities of a Mid-Century classic.

Hand-woven carpet
 Composition: 60% wool, 40% viscose
 Latex finish with 100% cotton backing
 Dimensions: 170x240 cm (WxL)
 Height: 12 mm



ITEM CODE	GTIN-CODE	ITEM NAME		
6000087	8718548034105	CARPET DOBS 170X240 SAFARI		
6000088	8718548034112	CARPET DOBS 170X240 URBAN		
PACKING	1 PCS/PLASTIC			
QTY	PACKING SIZE (CM)	CBM	NW (KG)	GW (KG)
1	173x19 (L x Ø)	0,063	15,3	15,6



Kasba carpet

We fell for the Arabic influences in the decorative pattern of carpet Kasba. We completed this perfectly sized rug with the best colour schemes out there and made sure it was soft to the touch. It was this attention to detail that left Kasba packed with style!

Hand-woven carpet

Composition: 80% wool, 20% viscose

Latex finish with 100% cotton backing

Dimensions: 170x240 cm (WxL)

Height: 8 mm



ITEM CODE	GTIN-CODE	ITEM NAME		
6000096	8718548034235	CARPET KASBA 170X240 DARK		
6000097	8718548034242	CARPET KASBA 170X240 LIGHT		
PACKING	1 PCS/PLASTIC			
QTY	PACKING SIZE (CM)	CBM	NW (KG)	GW (KG)
1	174x21 (L x Ø)	0,076	14	14,4



Arizona carpet

For carpet Arizona, we were inspired by earthy colours. See, an earthy brown or grey is never plain brown or grey. It consists of numerous shades and intensities of the same colour. We tried to catch as many as possible in carpet Arizona. This beautiful natural looking carpet is handwoven by artisans who work mainly with sheep wool.

Hand-woven carpet

Composition: 75% wool, 25% viscose

Latex finish with 100% cotton backing

Dimensions: 170x240 cm (WxL)

Height: 12 mm



ITEM CODE	GTIN-CODE	ITEM NAME		
6000162	8718548035911	CARPET ARIZONA 170X240 BROWN		
6000163	8718548035928	CARPET ARIZONA 170X240 GREY		
PACKING	1 PCS/PLASTIC			
QTY	PACKING SIZE (CM)	CBM	NW (KG)	GW (KG)
1	175x20 (L x Ø)	0,070	18	18,4



Shisha carpet

Carpet Shisha is a typical new classic. We took a traditional pattern and used modern techniques to make a low-pile and surprisingly soft carpet. This rug is available in three shades. The two lightest shades have a chic, faded design. Shisha has a fringe-edge for a classy finishing touch.

Machine woven carpet with fringes

Pile: 90% heat-set polypropylene Decolan and 10% viscose, for a wool-like appearance with a silky shine

Back finished with jute

3 sizes:

- 67x245 cm (WxL)
- 160x235 cm (WxL)
- 200x295 cm (WxL)

Height: 11 mm



ITEM CODE	GTIN-CODE	ITEM NAME			
6000013	8718548019089	CARPET SHISHA 67x245 DESERT			
6000014	8718548019096	CARPET SHISHA 160x235 DESERT			
6000015	8718548019102	CARPET SHISHA 200x295 DESERT			
6000016	8718548019119	CARPET SHISHA 67x245 CAVE			
6000017	8718548019126	CARPET SHISHA 160x235 CAVE			
6000018	8718548019133	CARPET SHISHA 200x295 CAVE			
6000019	8718548019140	CARPET SHISHA 67x245 FOREST			
6000020	8718548019157	CARPET SHISHA 160x235 FOREST			
6000021	8718548019164	CARPET SHISHA 200x295 FOREST			
PACKING	1 PCS/CTN				
SIZE	PACKING SIZE (CM)	CBM	NW (KG)	GW (KG)	
67x245	82x20 (L x Ø)	0,02	4,583	4,72	
160x235	175x23 (L x Ø)	0,05	10,488	10,8	
200x295	220x25 (L x Ø)	0,09	16,53	16,86	

Note: This carpet has a soft pile. It can assume darker or lighter shades when it is walked on or vacuum cleaned. Colour variations may also appear when viewing the rug from different angles.



Rugged carpet


Our carpet Rugged is the perfect translation from old to new. Although this vintage rug resembles a classic carpet, it is very contemporary. Made of modern materials with modern techniques. This trendy woven carpet seems a sanded Persian rug, but is very soft and therefore more comfortable.

Machine woven carpet

Composition: 66% viscose, 25% cotton, 9% polyester
Synthetic rubber backing, anti slip

2 sizes:

- 170x240 cm (WxL)
 - 200x300 cm (WxL)
- Height: 6 mm



dark

light

ocean

ITEM CODE	GTIN-CODE	ITEM NAME		
6000022	8718548019195	CARPET RUGGED 170x240 DARK		
6000023	8718548019201	CARPET RUGGED 200x300 DARK		
6000024	8718548019218	CARPET RUGGED 170x240 LIGHT		
6000025	8718548019225	CARPET RUGGED 200x300 LIGHT		
6000026	8718548019232	CARPET RUGGED 170x240 OCEAN		
6000027	8718548019249	CARPET RUGGED 200x300 OCEAN		
PACKING	1 PCS/PLASTIC			
SIZE	PACKING SIZE (CM)	CBM	NW (KG)	GW (KG)
170x240	180x10 (LxØ)	0,014	5,3	5,7
200x300	205x15 (LxØ)	0,036	7,8	8,2

Note: This carpet has a soft pile. It can assume darker or lighter shades when it is walked on or vacuum cleaned. Colour variations may also appear when viewing the rug from different angles.



Bid carpet

Carpet Bid features a classic pattern in bright, bold colours. Don't be fooled by its antique look. Carpet Bid is crafted from modern materials, made to endure heavy traffic and all sorts of wear and tear. Carpet Bid comes in two colour settings: Old Red and Old Green. They are like fraternal twins. They look alike, but at the same time are very different. So be aware, picking a favourite won't be easy.

Machine-woven carpet with fringes
 38% rayon, 26% cotton, 26% acrylic, 10% polyester
 Synthetic rubber backing, anti slip

2 sizes:

- 170 x 240 cm (WxL)
 - 200 x 300 cm (WxL)
- Height: 6 mm



ITEM CODE	GTIN-CODE	ITEM NAME		
6000052	8718548023932	CARPET BID 170X240 OLD RED		
6000053	8718548023949	CARPET BID 170X240 OLD GREEN		
6000057	8718548023987	CARPET BID 200X300 OLD RED		
6000058	8718548023994	CARPET BID 200X300 OLD GREEN		
PACKING	1 PCS/PLASTIC			
SIZE	PACKING SIZE (CM)	CBM	NW (KG)	GW (KG)
170X240	183x13,5 (LxØ)	0,026	4,9	5,8
200X300	206x13,5 (LxØ)	0,029	7,2	8

Note: This carpet has a soft pile. It can assume darker or lighter shades when it is walked on or vacuum cleaned. Colour variations may also appear when viewing the rug from different angles.



Indian Block carpet

Block printing was traditionally used on cotton cloth. But techniques and fabrics developed and nowadays it can also be applied to thicker, sturdier fabric. Like our fabulous rug Indian Block carpet. The stamp was made by an artisan carpenter who hand carved the wooden blocks. Thereafter the print was hand stamped on the rugs. Carpet Indian Block comes in a distinguished grey and matches very well with our other block printed items.

100% cotton, block printed by hand
 Dimensions: 120x180 cm (WxL)
 Height: 3 mm



ITEM CODE	GTIN-CODE	ITEM NAME		
6000029	8718548019980	CARPET INDIAN BLOCK 120X180 GREY		
PACKING	4 PCS/CTN	ORDER QTY: 4 PCS		
QTY	CTN SIZE (CM)	CBM	NW (KG)	GW (KG)
4	65x50x12	0,039	8,4 (4X2,1)	9,4



Rural carpet

This light weight carpet with its satisfying worn look can fit in anywhere in the house. We came across a weaver in India who was able to give this woven rug its sanded look. We chose a pattern, we picked a few colours of the earth and a playful fringe for the perfect finishing touch. Rural's size, 120x180 centimeters, makes it the ideal all-over-the-house kind of carpet. Actually we got so excited about Rural that we decided to add a throw pillow. To complete the look and because we couldn't get enough of it...

Hand-woven carpet with printed dessin
 80% jute, 20% cotton
 Dimensions: 120x180 cm (WxL)
 Height: 3 mm



ITEM CODE	GTIN-CODE	ITEM NAME		
6000062	8718548024458	CARPET RURAL 120X180		
PACKING	4 PCS/CTN	ORDER QTY: 4 PCS		
QTY	CTN SIZE (CM)	CBM	NW (KG)	GW (KG)
4	65x50x12	0,039	10,8 (4x2,7)	11,8



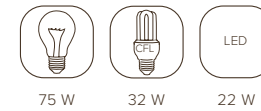
GETTING
LIT



Arabica floor lamp

It happens more often at Dutchbone that we are so pleased with a particular detail in a design, we really want to use it again. Can you blame us? Look at these legs! The odd one included. After introducing side table Arabica, those legs kept tempting us to be used in a tripod floor lamp. But only when we found a shade special enough, did we give in. This shade is made out of paper. Made into veneer and woven in a sturdy construction. Oh, bliss!

Knockdown woven paper veneer shade with velcro
 Solid beech legs with walnut colour finish
 215 cm black PVC cable with foot on/off switch
 Light source: E27
 Energy efficiency class: A++ - E (Energylabel 1)



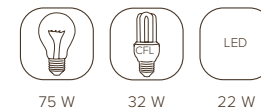
ITEM CODE	GTIN-CODE	ITEM NAME		
5100046	8718548025707	FLOOR LAMP ARABICA		
PACKING	1 PCS/CTN			
QTY	CTN SIZE (CM)	CBM	NW (KG)	GW (KG)
1	143x55x16	0,1	4	8



Memphis floor lamp

For Memphis we were inspired by the Memphis style from the eighties. With its bold forms and material combinations, this style is still attractive. For floor lamp Memphis we took the best of both worlds, forms and materials from the eighties mixed with contemporary colours. Memphis has a sturdy marble foot and a rattan veneer braided shade.

Knockdown woven rattan veneer shade with velcro
 Iron body with walnut veneer, Ø 6,1 cm
 Marble foot, Ø 10 cm
 Iron base
 183 cm black PVC cable with foot on/off switch
 Light source: E27
 Energy efficiency class: A++ - E (Energylabel 1)



ITEM CODE	GTIN-CODE	ITEM NAME		
5100052	8718548026520	FLOOR LAMP MEMPHIS		
PACKING	1 PCS/CTN			
QTY	CTN SIZE (CM)	CBM	NW (KG)	GW (KG)
1	97x53x15	0,077	8,8	11,4

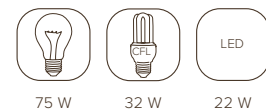




Rif floor lamp

Rif is a classic and stylish three legged floor lamp. Rif is a beautiful combination of just the right details and good proportions. The perfectly balanced, fabric lampshade is supported by three sturdy dark wooden legs. We have cleverly hidden the power cord in one of the three legs for an uninterrupted design. The shade softens the light just enough to create a warm and yet functional lighting.

Conical light grey cotton shade
 Solid rubber wood tripod base in walnut colour finish
 196 cm black PVC cable with foot on/off switch
 Light source: E27
 Energy efficiency class: A++ - E (Energylabel 1)



ITEM CODE	GTIN-CODE	ITEM NAME		
5100041	8718548022089	FLOOR LAMP RIF		
PACKING	1 PCS/CTN			
QTY	CTN SIZE (CM)	CBM	NW (KG)	GW (KG)
1	120x54x15,5	0,1	4,5	7,6



Gabe pendant lamp

Be prepared, because pendant lamp Gabe will make you stare in amazement. It's like a lamp from the future. First of all, it doesn't seem to have a light source. Second of all, you can hang it everywhere, anywhere and all over. The secret involves a super efficient LED light and a battery! Hang Gabe under your parasol, awning and porch. Use it on the campsite and at the beach and especially in that awkward dark corner in your house. Did you notice how we use 'and' and not 'or' in those choices? That's right: You might want to come and pick up several Gabes. They come in Small and Medium and like to shine in groups.

Ribbed glass shade
 Iron lid and chain in rusty finish
 Light source: 0,06 watt LED, not replaceable
 Batteries: 2x AA (not included)



ITEM CODE	GTIN-CODE	ITEM NAME		
5300079	8718548025349	PENDANT LAMP GABE S		
PACKING	4 PCS/CTN	ORDER QTY: 4 PCS		
QTY	CTN SIZE (CM)	CBM	NW (KG)	GW (KG)
1	16,5x16,5x26	0,007	0,65	0,87
4	34,5x34,5x28	0,033	2,6	4

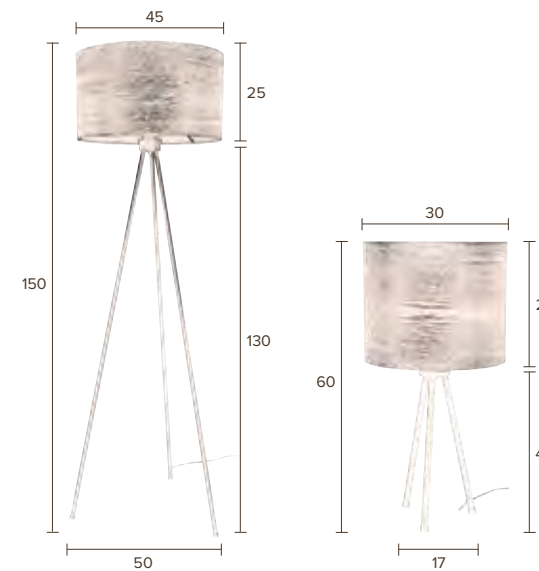
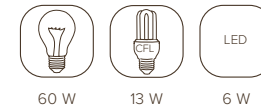
ZUIVER-CODE	GTIN-CODE	ITEM NAME		
5300080	8718548025356	PENDANT LAMP GABE M		
PACKING	2 PCS/CTN	ORDER QTY: 2 PCS		
QTY	CTN SIZE (CM)	CBM	NW (KG)	GW (KG)
1	21,5x21,5x32	0,015	1,5	1,85
2	44,5x23x34	0,035	3	4,3



Woodland floor and table lamp

When one travels around the world, shopping for inspiration for new materials, styles and products, ideas for unconventional combinations can suddenly pop up. Our design team decided to combine light and wood veneer. Ash wood turned out to give the best results in bending and emitted light colour. We gave Woodland a graceful, slender yet sturdy tripod base made of black iron. Woodland comes in a floor and table lamp version.

Ash wood veneered shade
 Black lacquered iron tripod base
 200 cm black PVC cable with foot on/off switch (floor)
 150 cm black PVC cable with line on/off switch (table)
 Light source: E27
 Energy efficiency class: A++ - E (Energylabel 1)



ITEM CODE	GTIN-CODE	ITEM NAME		
5100032	8718548019836	FLOOR LAMP WOODLAND		
PACKING	1 PCS/CTN			
QTY	CTN SIZE (CM)	CBM	NW (KG)	GW (KG)
1	47x47x30	0,07	1,8	3,8


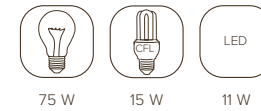
ITEM CODE	GTIN-CODE	ITEM NAME		
5200011	8718548019829	TABLE LAMP WOODLAND		
PACKING	1 PCS/CTN			
QTY	CTN SIZE (CM)	CBM	NW (KG)	GW (KG)
1	33x33x30	0,03	1	1,8



Eclipse floor and desk lamp

Dutchbone's Eclipse creates an iconic silhouette next to your lazy armchair or on your table. See how it spreads its light into otherwise dark corners. Eclipse's brass details add a touch of warmth to everyday tasks. Its slender foot creates an elegant impression without trying too hard. A natural beauty is born! Available in brass and glossy black. You should definitely check out both the floor and desk version of Eclipse.

Brushed brass plated or glossy black powder coated iron shade and base, brushed brass plated iron body
 183 cm black textured cable with foot on/off switch (floor)
 160 cm black textured cable with line on/off switch (desk)
 Dimensions base floor: 23x2,5 cm (Ø x H)
 Dimensions base desk: 20x2,5 cm (Ø x H)
 Light source: E27
 Energy efficiency class: A++ - E (Energylabel 1)



ITEM CODE	GTIN-CODE	ITEM NAME		
5200025	8718548026506	DESK LAMP ECLIPSE BRASS		
5200038	8718548032736	DESK LAMP ECLIPSE BLACK		
PACKING	2 PCS/CTN	ORDER QTY: 2 PCS		
QTY	CTN SIZE (CM)	CBM	NW (KG)	GW (KG)
1	34x13x41	0,018	2,3	3
2	43x36x29	0,045	4,6	6,99

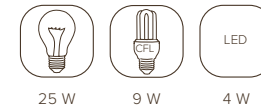
ITEM CODE	GTIN-CODE	ITEM NAME		
5100051	8718548026490	FLOOR LAMP ECLIPSE BRASS		
5100059	8718548032712	FLOOR LAMP ECLIPSE BLACK		
PACKING	1 PCS/CTN, 2PCS/MASTERCTN			
QTY	CTN SIZE (CM)	CBM	NW (KG)	GW (KG)
1	35x14x50	0,0245	3,8	4,75
2	52x37x31	0,06	7,6	10,7



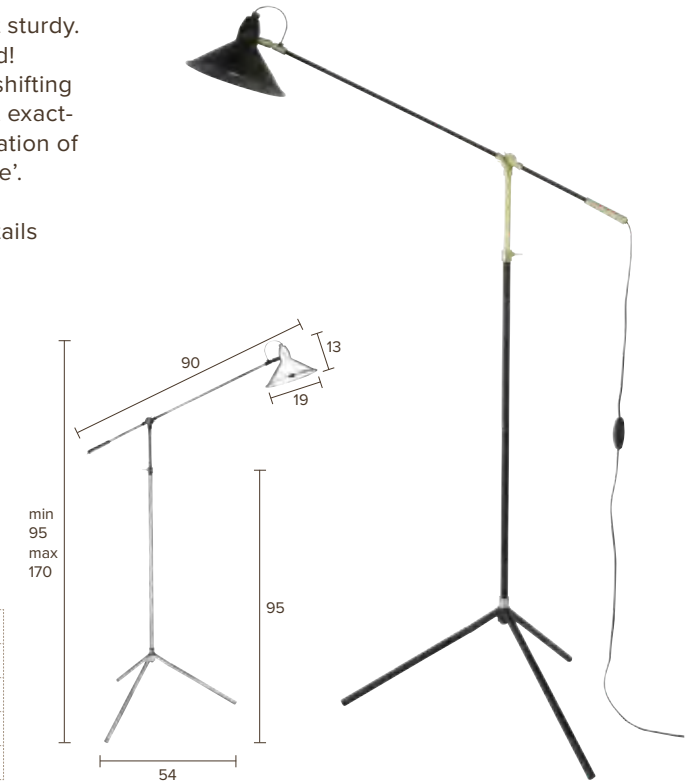
Patt floor lamp

Floor lamp Patt is full of contradictions. It is slender, yet sturdy. Retro, yet modern. It has three legs, but it is not a tripod! Patt allows a fair amount of user interaction. By tilting, shifting and repositioning the frame and shade Patt brings light exactly where it's wanted. The frame is made from a combination of black iron and matt brass, which makes Patt 'très chique'.

Black powder coated iron shade & base, with brass details
Adjustable in height and (shade) direction
183 cm black PVC cable with line on/off switch
Light source: E14
Energy efficiency class: A++ - E (Energylabel 1)



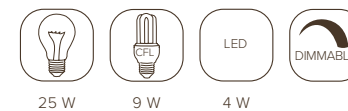
ITEM CODE	GTIN-CODE	ITEM NAME		
5100045	8718548024793	FLOOR LAMP PATT		
PACKING	1 PCS/CTN			
QTY	CTN SIZE (CM)	CBM	NW (KG)	GW (KG)
1	94x31,5x28	0,083	2,8	4,36



Patt wall lamp

Sometimes your wall needs a grand gesture. Then our wall lamp Patt is your savior. This very elegant and pretty wall lamp, asks for just the right attention and is never in your face. If it accidentally is, you can rapidly adjust it since the arm and the shade are easily repositioned.

Black powder coated iron shade, arm & wall mount with brass details
Adjustable in height and (shade) direction
Dimensions wall mount: 7x2,5x16 cm (WxDxH)
Light source: E14
Energy efficiency class: A++ - E (Energylabel 1)



ITEM CODE	GTIN-CODE	ITEM NAME		
5400002	8718548024786	WALL LAMP PATT		
PACKING	1 PCS/CTN			
QTY	CTN SIZE (CM)	CBM	NW (KG)	GW (KG)
1	69x31,5x25	0,054	0,85	2,2

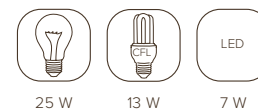




Karish floor lamp

During our latest trip to India we fell in love with this beautiful floor lamp Karish. We visited the industrial city Moradabad, well known for its brass work. That's where we discovered this floor lamp and matching wall lamp. The large shades are adjustable not only in height but also sideways. Perfect to light up any corner.

Brass plated iron, white inner shades,
adjustable in all directions
250 cm black textured cable with foot on/off switch
Light source: E27
Energy efficiency class: A++ - E (Energylabel 1)



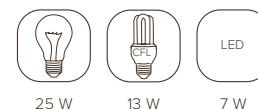
ITEM CODE	GTIN-CODE	ITEM NAME		
5100058	8718548032002	FLOOR LAMP KARISH		
PACKING	1 PCS/CTN			
QTY	CTN SIZE (CM)	CBM	NW (KG)	GW (KG)
1	52x35x85	0,16	8,65	11,9



Karish wall lamp

Vintage wall lamp Karish brings back warm memories of our latest trip to India. We visited Moradabad, a city renowned for its brass handicrafts industry. That's where we found this vintage Karish design. Its big shades are adjustable not only in height but also sideways.

Brass plated iron, white inner shade,
adjustable in all directions
250 cm black textured cable with line on/off switch
Light source: E27
Energy efficiency class: A++ - E (Energylabel 1)



ITEM CODE	GTIN-CODE	ITEM NAME		
5400007	8718548032019	WALL LAMP KARISH		
PACKING	1 PCS/CTN			
QTY	CTN SIZE (CM)	CBM	NW (KG)	GW (KG)
1	42x36x67	0,1	1,55	4

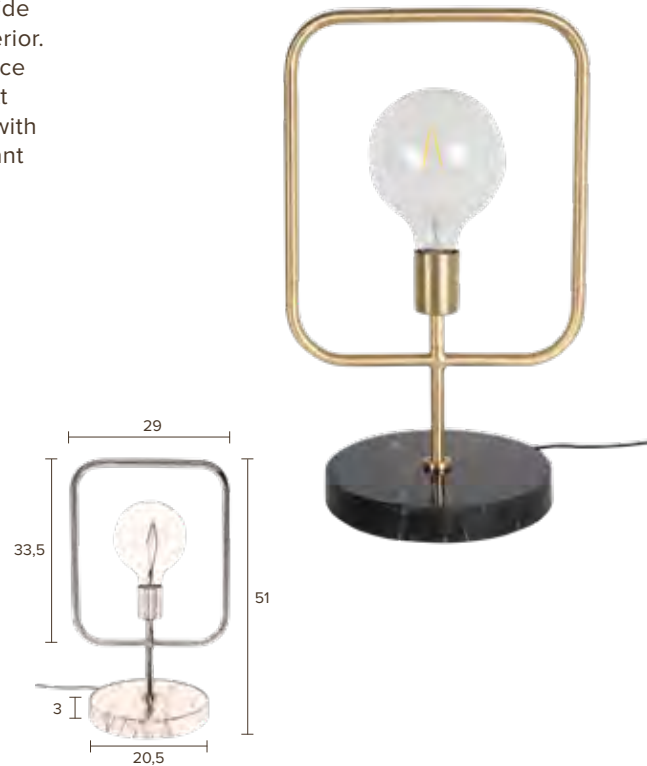
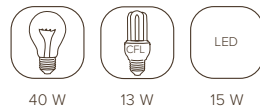




Cubo table lamp

It is not Dutchbone, but the owner who will ultimately decide what look Table Lamp Cubo will have and add to their interior. Because they will pick the light source, and that light source obviously plays a major part in Cubo's design, with its matt brass silhouette shade. We think it should be a LED-bulb with a vintage look. But that is just a hint, because we don't want to interfere with anyone's design fun.

Iron shade, brass colour finish
 Polished black marble base, 20,5x3 cm (Ø x H)
 210 cm black textured cable, with line on/off switch
 Light source: E27
 Energy efficiency class: A++ - E (Energylabel 1)



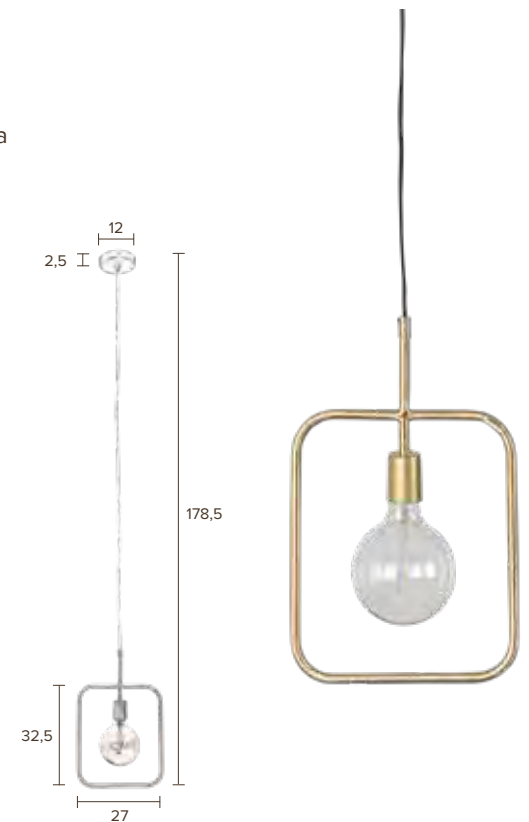
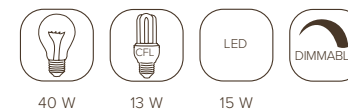
ITEM CODE	GTIN-CODE	ITEM NAME		
5200028	8718548029644	TABLE LAMP CUBO		
PACKING	1 PCS/CTN			
QTY	CTN SIZE (CM)	CBM	NW (KG)	GW (KG)
1	35x31x62	0,067	3,34	4,9



Cubo pendant lamp

Cubo is a pendant lamp brought back to its essence. Cubo is an example of the art of omission. The matt brass pendant leaves room for a LED-bulb with a modern or even a vintage look to shine. So how pendant lamp Cubo by Dutchbone will light up your room, is entirely up to you. What bulb will you choose?

Iron shade, brass colour finish
 Iron canopy, black powder coated, 12x2,5 cm (Ø x H)
 150 cm black textured cable, adjustable in height
 Light source: E27
 Energy efficiency class: A++ - E (Energylabel 1)



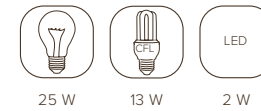
ITEM CODE	GTIN-CODE	ITEM NAME		
5300101	8718548029613	PENDANT LAMP CUBO		
PACKING	4 PCS/CTN		ORDER QTY: 4 PCS	
QTY	CTN SIZE (CM)	CBM	NW (KG)	GW (KG)
1	31x11x48	0,016	0,85	1,35
4	49x35x54	0,093	3,38	6,9



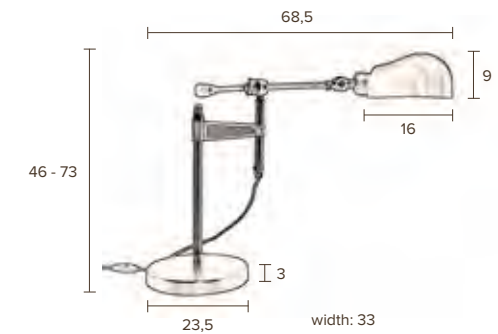
Lily desk lamp

Not quite your grandfathers desk lamp, but she sure comes close! We gave Lily old charm, with its pendulum arm complete with pretty handle and brass butterfly nut for an adjustable light beam. But we also gave her modern features, like the mat black shade and detail in the arm. A perfect blend of old and new!

Black powder coated iron shade
 Brass powder coated iron body & aluminium base
 Adjustable in all directions
 250 cm black textured cable with line on/off switch
 Dimensions shade: 16x12,5x9 cm (WxDxH)
 Light source: E27
 Energy efficiency class: A++ - E (Energylabel 1)



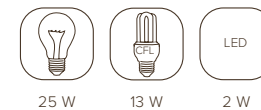
ITEM CODE	GTIN-CODE	ITEM NAME		
5200043	8718548033344	DESK LAMP LILY		
PACKING	1 PCS/CTN			
QTY	CTN SIZE (CM)	CBM	NW (KG)	GW (KG)
1	33x32x51	0,054	5,12	6,5



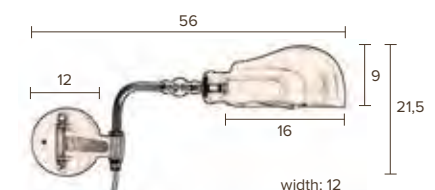
Lily wall lamp

Something old, something new, something borrowed, something... black. That must be wall lamp Lily with her classic brass features, modern mat black shade and butterfly nut; A detail we borrowed from real old classics. We conclude that wall lamp Lily just might bring its owner prosperity and luck!

Black powder coated iron shade
 Brass powder coated iron body & aluminium wall mount
 Adjustable in all directions
 250 cm black textured cable with line on/off switch
 Dimensions shade: 16x12,5x9 cm (WxDxH)
 Dimensions wall mount: 12x2,5 cm (Ø x H)
 Light source: E27
 Energy efficiency class: A++ - E (Energylabel 1)



ITEM CODE	GTIN-CODE	ITEM NAME		
5400015	8718548033351	WALL LAMP LILY		
PACKING	1 PCS/CTN			
QTY	CTN SIZE (CM)	CBM	NW (KG)	GW (KG)
1	29x21,5x41	0,026	1,3	2,08

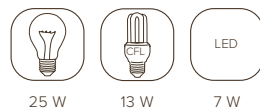




Devi desk lamp

We put everything one can wish for in a desk lamp into Devi. All the proven plusses used for years and years in vintage desk lamps combined with up to date technology and style. Devi has a large shade to throw buckets of light on any workspace, cabinet or even on your bedside table. It comes in two classy colours.

Glossy green and matte black iron shade and base
 Brass plated iron body
 165 cm black textured cable with line on/off switch
 Dimensions base: 28x3 cm (Ø x H)
 Light source: E27
 Energy efficiency class: A++ - E (Energylabel 1)



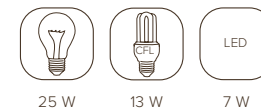
ITEM CODE	GTIN-CODE	ITEM NAME		
5200036	8718548032026	DESK LAMP DEVI GREEN		
5200037	8718548032033	DESK LAMP DEVI BLACK		
PACKING	1 PCS/CTN			
QTY	CTN SIZE (CM)	CBM	NW (KG)	GW (KG)
1	40x35x58	0,08	2,2	4,35



Devi wall lamp

Dutchbone Devi wall lamp has a 100% retro design, but is packed with modern convenience and quality. The wall version of Devi is ideal to light up any reading nook or bedside. Hanging Devi on the wall means it won't take up precious floor or bedside table space.

Glossy green and matte black iron shade and wall mount
 Brass plated arm, adjustable in all directions
 180 cm black textured cable with line on/off switch
 Light source: E27
 Energy efficiency class: A++ - E (Energylabel 1)



ITEM CODE	GTIN-CODE	ITEM NAME		
5400008	8718548032040	WALL LAMP DEVI GREEN		
5400009	8718548032057	WALL LAMP DEVI BLACK		
PACKING	1 PCS/CTN			
QTY	CTN SIZE (CM)	CBM	NW (KG)	GW (KG)
1	50x38x53	0,1	1,75	4,35






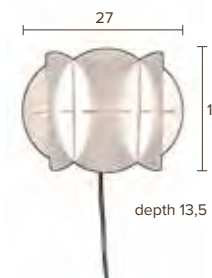
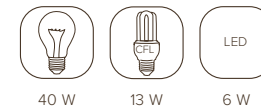
Corridor wall lamp

NEW

Corridor wall lamp is a mid-century classic with modern features. This eye-catching lamp is made from metal sheets artfully combined to form a distinctive and eye-catching design. The result is also a lamp that shines an interesting light pattern on the wall.

Corridor lamp is available in matte black and antique brass versions. Both versions have completely different characters but are equally stunning.

Sanded black or antique brass powder coated iron shade
 200 cm black PVC cable with line on/off switch
 Light source: E27
 Energy efficiency class: A++ - E (Energylabel 1)



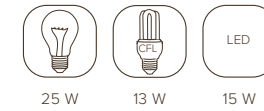
ITEM CODE	GTIN-CODE	ITEM NAME		
5400020	8718548037403	WALL LAMP CORRIDOR BLACK		
5400021	8718548037410	WALL LAMP CORRIDOR ANTIQUE BRASS		
PACKING	8 PCS/CTN	ORDER QTY: 8 PCS		
QTY	CTN SIZE (CM)	CBM	NW (KG)	GW (KG)
1	15x20x30	0,009	1,06	1,45
8	44x35x63	0,095	8,48	12,3




Louis table lamp

While traveling we sometimes come across materials that are simply pretty as they are. Natural materials which are hard to resist touching and looking at. We created Table Lamp Louis especially for materials like that. Look at that pretty slab of green marble or sheesham wood, in table lamp Louis we put them on display. Pretty during the day and shining bright at night, because then the hidden bulb behind Louis emits an aura of light.

10 mm green marble circle (Ø 30 cm)
 or 18 mm solid mango wood circle (Ø 30 cm)
 Antique brass powder coated iron frame
 250 cm black textured cable with line on/off switch
 Light source: E27
 Energy efficiency class: A++ - E



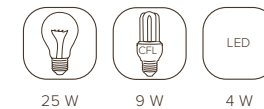
ITEM CODE	GTIN-CODE	ITEM NAME		
5200044	8718548034617	TABLE LAMP LOUIS MARBLE GREEN		
5200045	8718548034624	TABLE LAMP LOUIS MANGO		
PACKING	1 PCS/CTN			
QTY	CTN SIZE (CM)	CBM	NW (KG)	GW (KG)
1	38x37x35	0,049	3,34	5,84



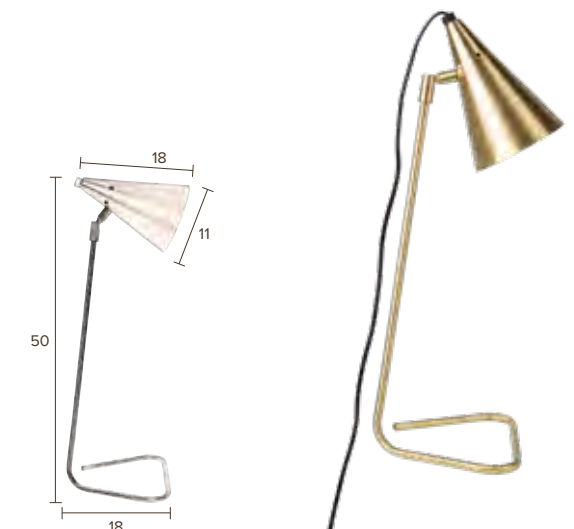
Brasser table lamp

The Dutchbone Design team immediately fell for the elegant thin lines of this solid brass table lamp. Imagine how this sophisticated table lamp will lighten up your desk...

Solid brass shade & base
 Tilttable shade
 180 cm black PVC cable with line on/off switch
 Light source: E14
 Energy efficiency class: A++ - E (Energylabel 1)



ITEM CODE	GTIN-CODE	ITEM NAME		
5200020	8718548024762	TABLE LAMP BRASSER		
PACKING	4 PCS/CTN ORDER QTY: 4 PCS			
QTY	CTN SIZE (CM)	CBM	NW (KG)	GW (KG)
1	18,5x19,5x51	0,018	0,58	0,98
4	41x53x39	0,085	2,32	5,1

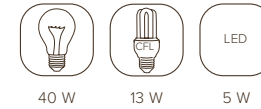




Fouk wall lamp

Fouk is a classically inspired wall lamp whose design gives a respectful nod to the barn lamp. We also chose a shade that is broad enough to give the podium to a light bulb. Add a filament light bulb to Fouk and see this modern classic really come to life.

Black powder coated iron with brass details
 140 cm black textured cable with line on/off switch
 Dimensions wall mount: 5x2x31 cm (WxDxH)
 Light source: E27
 Energy efficiency class: A++ - E (Energylabel 1)



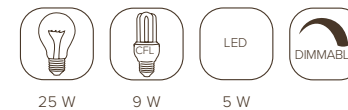
ITEM CODE	GTIN-CODE	ITEM NAME		
5400010	8718548032521	WALL LAMP FOUK		
PACKING	4 PCS/CTN	ORDER QTY: 4 PCS		
QTY	CTN SIZE (CM)	CBM	NW (KG)	GW (KG)
1	31,5x27x9	0,0077	0,95	1,3
4	40x29x38	0,044	3,8	6,5



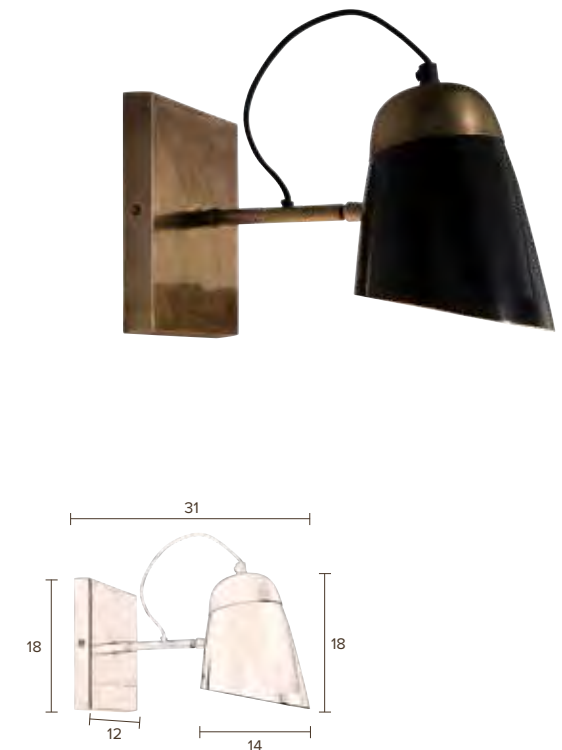
Old School wall lamp

For Old School, we were inspired by 20th century bedside fixtures. But the combination of brass and black metal works like a time machine and gives Old School its satisfying modern time touch. Another modern touch: Wall lamp Old School, has an adjustable shade and arm, so you can direct the light where you need it.

Glossy black powder coated iron shade
 Shade top, arm & cast aluminium wall mount
 in brass colour finish
 Adjustable in height and (shade) direction
 Dimensions wall mount: 12x1,5x18 cm (WxDxH)
 Light source: E14
 Energy efficiency class: A++ - E (Energylabel 1)



ITEM CODE	GTIN-CODE	ITEM NAME		
5400003	8718548025103	WALL LAMP OLD SCHOOL		
PACKING	1 PCS/CTN			
QTY	CTN SIZE (CM)	CBM	NW (KG)	GW (KG)
1	35x21x21	0,0154	0,9	1,8

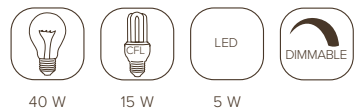




Brass Mania pendant lamp

It is amazing how far a craftsman and a sheet of metal can take you! Look at pendant lamp Brass Mania for instance. This antique brass shade represents the latest in material and style trends. It shines in all its simplicity. We took some characteristics from the barn light and mixed it with a more feminine shape. Our artisan added a black textile cable for further perfection. BAM! Another amazing pendant lamp!

Iron shade, brass colour finish outside, pearly white finish inside
 Iron canopy, brass colour finish, 13x3 cm (Ø x H)
 150 cm black textured cable, adjustable in height
 Light source: E27
 Energy efficiency class: A++ - E (Energylabel 1)



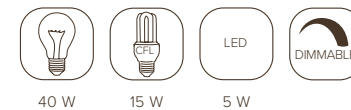
ITEM CODE	GTIN-CODE	ITEM NAME		
5300076	8718548025134	PENDANT LAMP BRASS MANIA		
PACKING	1 PCS/CTN			
QTY	CTN SIZE (CM)	CBM	NW (KG)	GW (KG)
1	55x55x46	0,139	2,5	4,8



Brass Freak pendant lamp

With pendant lamp Brass Freak we re-interpreted the renowned barn lamp. In this case we did so, by rendering the curves and obviously used shiny brass instead of plain metal. The advantage of using brass is in the natural patina, which will develop overtime. Getting even better with age and use. Another advantage of a brass shade, is the warm glow it adds to the light emitted.

Iron shade, brass colour finish outside, pearly white finish inside
 Iron canopy, brass colour finish, 13x3 cm (Ø x H)
 150 cm black textured cable, adjustable in height
 Light source: E27
 Energy efficiency class: A++ - E (Energylabel 1)



ITEM CODE	GTIN-CODE	ITEM NAME		
5300077	8718548025141	PENDANT LAMP BRASS FREAK		
PACKING	1 PCS/CTN			
QTY	CTN SIZE (CM)	CBM	NW (KG)	GW (KG)
1	35x35x38	0,046	1,2	3

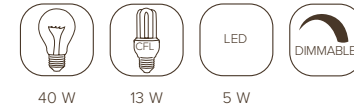




Oni pendant lamp

It is the embossed botanical pattern and the antique brass finish that give pendant lamp Oni its distinctive oriental feel. Oni's gracious look and feel can be solely attributed to the striking pattern applied by brass embossing experts we found in India.

Antique brass plated iron shade with embossed pattern
 Antique brass plated iron canopy, 11 x 5 cm (Ø x H)
 150 cm black textured cable
 Light source: E27
 Energy efficiency class: A++ - E (Energylabel 1)



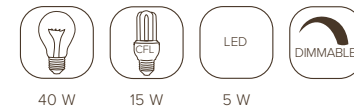
ITEM CODE	GTIN-CODE	ITEM NAME		
5300115	8718548032507	PENDANT LAMP ONI		
PACKING	1 PCS/CTN			
QTY	CTN SIZE (CM)	CBM	NW (KG)	GW (KG)
1	32x32x32	0,033	1,15	2,3




Drop pendant lamp

Whilst designing we always ask ourselves: 'Will this new product really add something to peoples interiors?' At Dutchbone, nothing goes into production without a loud 'Yes' to that question. Pendant lamp Drop Glass also got a big 'Yes' to the question: 'Will this item be a conversation piece?' We 'dropped' a beautiful glass bowl over a beautiful piece of sculpted mango wood. The textile cable is the finishing touch.

Ribbed glass shade
 Mango wood lamp holder
 Iron canopy, nickel colour finish, 13x3 cm (Ø x H)
 150 cm black and white textured cable, adjustable in height
 Light source: E27
 Energy efficiency class: A++ - E (Energylabel 1)



ITEM CODE	GTIN-CODE	ITEM NAME		
5300073	8718548025097	PENDANT LAMP DROP GLASS		
PACKING	1 PCS/CTN			
QTY	CTN SIZE (CM)	CBM	NW (KG)	GW (KG)
1	37x37x59	0,0807	2,7	5

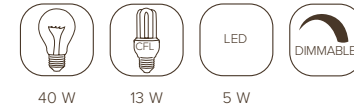




Raw pendant lamp

Pendant lamp Raw is created with precise attention to detail. We gave the industrial looking shade a soft touch by adding the wooden detail to the top. This pleasant contrast is what gives Pendant lamp Raw the quality of a real original classic.

Iron shade, black powder coated,
with raster and mango wood top
Iron canopy, 11,5x2,5 cm (Ø x H)
100 cm black PVC cable and metal chain, adjustable in height
Light source: E27
Energy efficiency class: A++ - E (Energylabel 1)



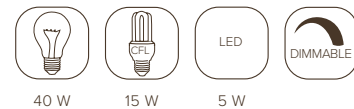
ITEM CODE	GTIN-CODE	ITEM NAME		
5300072	8718548025080	PENDANT LAMP RAW		
PACKING	1 PCS/CTN			
QTY	CTN SIZE (CM)	CBM	NW (KG)	GW (KG)
1	50x53x53	0,14	4,25	6,93



Wood Top pendant lamp

It takes true craftsmanship to combine durability, style and quality to create a new classic. Pendant lamp Wood Top got that professional treatment and thus a classic was born. We called it Wood Top. We started with two iron shades. One has an antique brass look, the other one has a matt black finish. We added a turned wood mango top and a textile cable. Now it is up to you to take your pick. And we wish you good luck with that, because we know that isn't easy....

Iron shade in brass or matt black colour finish
with mango wood top
Iron canopy, 13x3 cm (Ø x H)
150 cm black textured cable and metal chain,
adjustable in height
Light source: E27
Energy efficiency class: A++ - E (Energylabel 1)



ITEM CODE	GTIN-CODE	ITEM NAME		
5300074	8718548025110	PENDANT LAMP WOOD TOP BRASS		
5300075	8718548025127	PENDANT LAMP WOOD TOP BLACK		
PACKING	1 PCS/CTN			
QTY	CTN SIZE (CM)	CBM	NW (KG)	GW (KG)
1	32x32x56	0,057	2,3	4,2

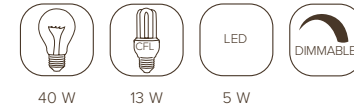




Core pendant lamp

Pendant Lamp Core is the result of a study in simplicity and elegance. The metal shade is inspired by a 20th century classic, on which the brass socket works like an adornment. Pendant Lamp Core comes in three fine colours.

- Iron shade, powder coated
- Brass lamp socket
- Plastic canopy, 7x7,5 cm (Ø x H)
- 100 cm PVC cable, adjustable in height
- Light source: E27
- Energy efficiency class: A++ - E (Energylabel 1)



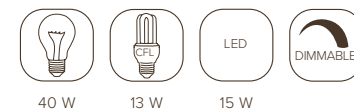
ITEM CODE	GTIN-CODE	ITEM NAME		
5300068	8718548024809	PENDANT LAMP CORE BLACK		
5300069	8718548024823	PENDANT LAMP CORE WHITE		
5300070	8718548024847	PENDANT LAMP CORE BLUE GREY		
PACKING	2 PCS/CTN	ORDER QTY: 2 PCS		
QTY	CTN SIZE (CM)	CBM	NW (KG)	GW (KG)
1	42x42x15	0,026	1,3	1,75
2	44x44,5x32	0,063	2,6	4,75



Sally pendant lamp

Pendant lamp Sally is inspired by antique lamps that were commonly found in warehouses and barns in Northern America. Pendant lamp Sally is a chic version of the barn lamp. She will shed light on your table, workspace, kitchen counter or wherever you want to hang this beauty.

- Iron shade, glossy powder coated in black (yellow inside) or grey (grey inside)
- Powder coated iron canopy, 12x2,5 cm (Ø x H)
- 150 cm black textured cable, adjustable in height
- Light source: E27
- Energy efficiency class: A++ - E (Energylabel 1)



ITEM CODE	GTIN-CODE	ITEM NAME		
5300097	8718548029538	PENDANT LAMP SALLY BLACK		
5300098	8718548029552	PENDANT LAMP SALLY GREY		
PACKING	4 PCS/CTN	ORDER QTY: 4 PCS		
QTY	CTN SIZE (CM)	CBM	NW (KG)	GW (KG)
1	36x35x23	0,029	1,25	2
4	39x51x75	0,146	5	10,15

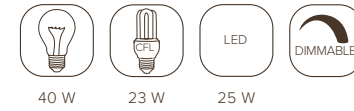





Jim pendant lamp

Pendant lamp Jim is blessed with a perfect DNA mix of a tough looking iron mesh lamp and the more feminine basket pendant light. Perfect for those who want to hang something different from their ceiling than everyone else in the street...

Galvanised iron wire shade, antique zinc powder coated
 Black powder coated iron canopy, 12 x 2,5 cm (Ø x H)
 170 cm black textured cable
 Light source: E27
 Energy efficiency class: A++ - E (Energylabel 1)



40 W 23 W 25 W



ITEM CODE	GTIN-CODE	ITEM NAME		
5300127	8718548034464	PENDANT LAMP JIM TALL		
PACKING	1 PCS/CTN			
QTY	CTN SIZE (CM)	CBM	NW (KG)	GW (KG)
1	29x30x59	0,051	2,6	3,9

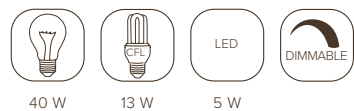
ITEM CODE	GTIN-CODE	ITEM NAME		
5300128	8718548034532	PENDANT LAMP JIM WIDE		
PACKING	1 PCS/CTN			
QTY	CTN SIZE (CM)	CBM	NW (KG)	GW (KG)
1	36x36x49	0,064	2,18	3,7



Tap pendant lamp

Pendant lamp Tap looks minimalistic at first glance, but is inspired by a different design era. The combination of brass with an antique finish and glass gives the lamp a touch of art nouveau. When lit the glass plays with the light and makes it sparkle even more. Perfect for use with vintage look filament LED bulbs.

Antique brass shade with tempered glass panes
 Antique brass plated iron canopy
 150 cm black textured cable
 Light source: E27
 Energy efficiency class: A++ - E (Energylabel 1)



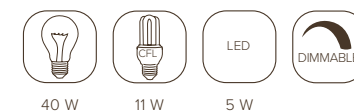
ITEM CODE	GTIN-CODE	ITEM NAME		
5300116	8718548032514	PENDANT LAMP TAP		
PACKING	1 PCS/CTN			
QTY	CTN SIZE (CM)	CBM	NW (KG)	GW (KG)
1	40x40x40	0,064	1,95	3,9



Pendant Lamp Coco comes in three very different versions, but all clearly bear the same family genes. Which shows in the form of the dome and the pretty mango wooden tip. Combinations of our three different Coco pendant lamps are therefore very well possible. Though Coco is very pretty on its own as well.

Coco pendant lamp

Iron metal shade with solid mango wood top
 Iron canopy, 10x5 cm (Ø x H)
 Copper: copper plated shade & canopy, black top
 Black: glossy black shade & canopy, whitewash top
 Ivory: pearled ivory shade & canopy, whitewash top
 100 cm black & white textured PVC cable, adjustable in height
 Light source: E27
 Energy efficiency class: A++ - E (Energylabel 1)



ITEM CODE	GTIN-CODE	ITEM NAME		
5300055	8718548020122	PENDANT LAMP COCO COPPER		
5300056	8718548020139	PENDANT LAMP COCO GLOSSY BLACK		
5300057	8718548020146	PENDANT LAMP COCO IVORY		
PACKING	1 PCS/CTN			
QTY	CTN SIZE (CM)	CBM	NW (KG)	GW (KG)
1	35x35x20	0,0245	2,4	2,9

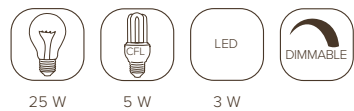




Kecil pendant lamp

Pendant lamp Kecil is an exquisite perforated dark metal bulb. When switched on, the light shines through the carefully made, open pattern. This pattern creates a spectacular light effect on ceilings and walls. Kecil's wire is wrapped with rope and its inside is orange for an even warmer light effect.

Hand embossed iron shade, powder coated
 Greyish black outside, orange inside
 Black powder coated iron canopy, 10x5 cm (Ø x H)
 100 cm black PVC cable, covered in natural jute
 Light source: E14
 Energy efficiency class: A++ - E (Energylabel 1)



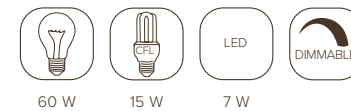
ITEM CODE	GTIN-CODE	ITEM NAME		
5300054	8718548019850	PENDANT LAMP KECIL		
PACKING	4 PCS/CTN	ORDER QTY: 4 PCS		
QTY	CTN SIZE (CM)	CBM	NW (KG)	GW (KG)
1	17,5x17,5x27	0,008	0,7	0,95
4	38x38x30	0,043	2,8	5,5



Besar pendant lamp

Pendant Lamp Besar looks like an old barrel which we transformed into a sturdy pendant lamp. The used metal and worn look contributes to its rough appearance. For an extra touch of style this huge lamp is suspended from a wire wrapped with rope.

Handmade iron shade & canopy, 10x6,5 cm (Ø x H)
 Finished in rust patina lacquer
 100 cm black PVC cable, covered in natural jute
 Light source: E27
 Energy efficiency class: A++ - E (Energylabel 1)



ITEM CODE	GTIN-CODE	ITEM NAME		
5300053	8718548019843	PENDANT LAMP BESAR		
PACKING	1 PCS/CTN			
QTY	CTN SIZE (CM)	CBM	NW (KG)	GW (KG)
1	56x56x46	0,144	4,225	8,06



We felt the urge to add the Dutchbone Tan lamp to our collection. Why? Because we sometimes feel that light sockets are a bit underrated. So for Tan we went back to the basics of a lamp. We took a magnifier and zoomed in on this particular part. What followed was Dutchbone's Tan pendant lamp. Look at the beauty of this woven rattan socket! It fits perfectly with the interior trend of bringing nature into the home. Green, wood, rattan and Dutchbone Tan, need we say more?



Tan pendant lamp

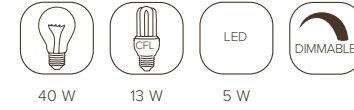
Braided rattan lamp holder in natural or black, on iron wire frame

Black iron canopy, 12x2,5 cm (Ø x H)


100 cm black PVC cable, adjustable in height

Light source: E27

Energy efficiency class: A++ - E (Energylabel 1)



ITEM CODE	GTIN-CODE	ITEM NAME		
5300107	8718548031562	PENDANT LAMP TAN NATURAL		
5300108	8718548031579	PENDANT LAMP TAN BLACK		
PACKING	1 PCS/CTN, 30 PCS/MASTERCTN			
QTY	CTN SIZE (CM)	CBM	NW (KG)	GW (KG)
1	14x14x55,5	0,011	0,4	0,55
30	91x57,5x75	0,392	12	19,5



Boo pendant lamp

During our trips around the world looking for inspiration, we sometimes run into a product that we instantly fall in love with. We fell in love with Dutchbone Boo lamp at very first sight. Boo is a beautiful handcrafted lighting fixture made by talented craftsmen in Asia. The bamboo strips are braided with a lot of precision and create a stunning shadow on the wall. Bring the outside in and enjoy the magical feeling Boo adds to your interior. Dutchbone Boo is available in natural and black.

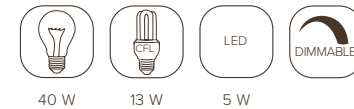
Braided bamboo lamp holder and shade, in natural or black, on iron wire frame

Black iron canopy, 12x2,5 cm (Ø x H)

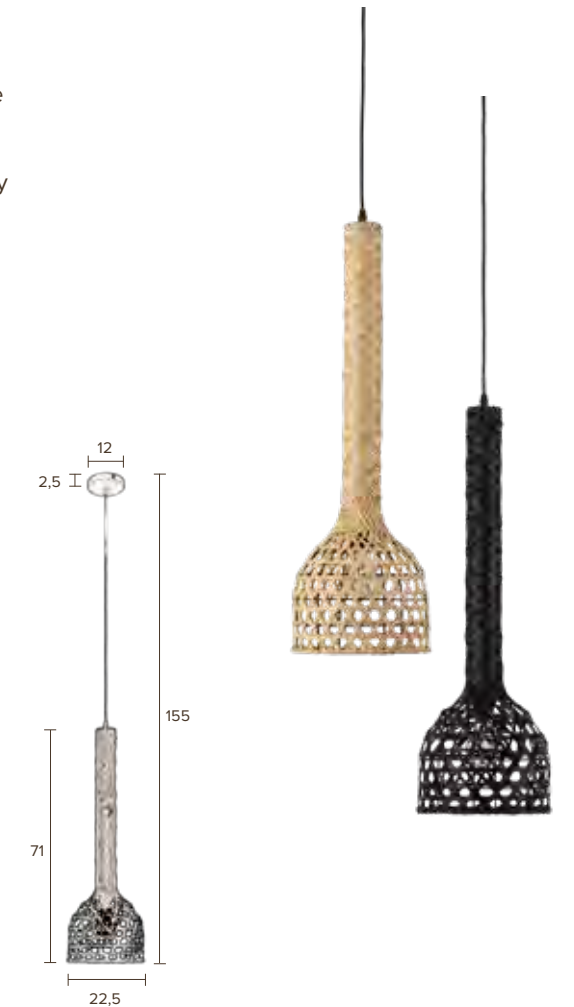
85 cm black PVC cable, adjustable in height

Light source: E27

Energy efficiency class: A++ - E (Energylabel 1)



ITEM CODE	GTIN-CODE	ITEM NAME		
5300109	8718548031586	PENDANT LAMP BOO NATURAL		
5300110	8718548031593	PENDANT LAMP BOO BLACK		
PACKING	1 PCS/CTN, 6 PCS/MASTERCTN			
QTY	CTN SIZE (CM)	CBM	NW (KG)	GW (KG)
1	23x23x76	0,04	1,08	1,43
6	78x48x72,5	0,271	6,48	12,4



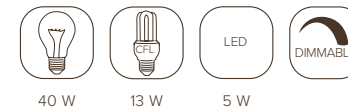


Nana pendant lamp


We're obsessed by banana leaves. Not only as a botanical print, but also the tropical feeling that comes along with it. We brought this feeling back in the Dutchbone Nana lamp. Dried banana leaves used for braiding give you a taste of Eastern culture.

Combine this round Dutchbone Nana lamp in your interior with materials like wood, glass and antique brass. Create the ultimate Dutchbone atmosphere: a relaxing oriental ambience.

Braided banana leaves shade on iron wire frame
 Black iron canopy, 12x2,5 cm (Ø x H)
 110 cm black PVC cable, adjustable in height
 Light source: E27
 Energy efficiency class: A++ - E (Energylabel 1)



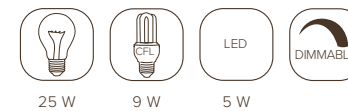
ITEM CODE	GTIN-CODE	ITEM NAME		
5300104	8718548031531	PENDANT LAMP NANA		
PACKING	1 PCS/CTN, 6 PCS/MASTERCTN			
QTY	CTN SIZE (CM)	CBM	NW (KG)	GW (KG)
1	35,5x35,5x32	0,04	1,08	1,5
6	99,5x37,5x73	0,272	6,48	11,5



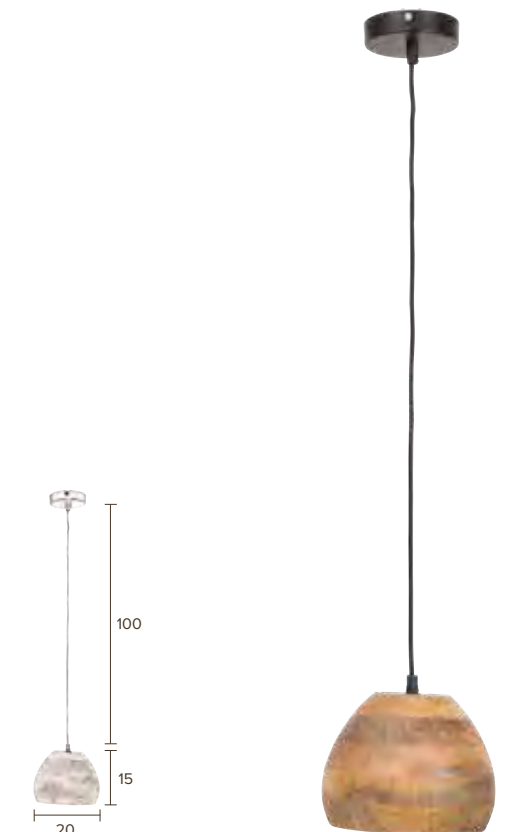
Woody pendant lamp

Each pendant lamp Woody is made out of a number of mango wood segments. They are first brought together and then formed by the woodturner into its final shape. This process, which requires fine craftsmanship, ensures that every pendant lamp Woody is blessed with a wonderful variation in grain and colour. This is due to the differences found in each separate segment of mango wood.

Mango wood shade, natural lacquered
 Iron canopy, 13x3 cm (Ø x H)
 100 cm black textured cable, adjustable in height
 Light source: E14
 Energy efficiency class: A++ - E (Energylabel 1)



ITEM CODE	GTIN-CODE	ITEM NAME		
5300071	8718548025066	PENDANT LAMP WOODY		
PACKING	4 PCS/CTN	ORDER QTY: 4 PCS		
QTY	CTN SIZE (CM)	CBM	NW (KG)	GW (KG)
1	23x21x21	0,01	0,845	1,44
4	27x45x46	0,056	3,38	7,1

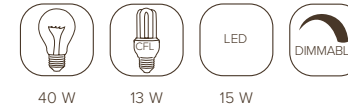





Sura pendant lamp

Solid Sheesham wood combined with a golden rod which guides a black textile cord to the lamp fitting. The beauty of pendant lamp Sura is in the materials. Only thing left to do is to imagine a lot of Suras in a row above a countertop or table...

Solid sheesham wood lamp holder with brass top
 Iron canopy, matt black powder coated, 12x2,5 cm (Ø x H)
 150 cm black textured cable, adjustable in height
 Light source: E27
 Energy efficiency class: A++ - E (Energylabel 1)



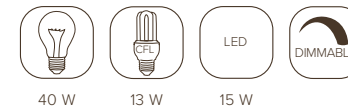
ITEM CODE	GTIN-CODE	ITEM NAME		
5300099	8718548029576	PENDANT LAMP SURA		
PACKING	4 PCS/CTN	ORDER QTY: 4 PCS		
QTY	CTN SIZE (CM)	CBM	NW (KG)	GW (KG)
1	14x14x24	0,005	0,55	0,8
4	30x30x25	0,023	2,2	3,5



Solo pendant lamp

Pendant lamp Solo is small in size but big on style. The lamp socket is covered with a solid piece of Sheesham wood in an elegant shape. Solo is a minimalistic design, but with high standards: use a good looking bulb for this pretty pendant!.....

Solid sheesham wood lamp holder with brass top
 Iron canopy, matt black powder coated, 12x2,5 cm (Ø x H)
 150 cm black textured cable, adjustable in height
 Light source: E27
 Energy efficiency class: A++ - E (Energylabel 1)



ITEM CODE	GTIN-CODE	ITEM NAME		
5300100	8718548029590	PENDANT LAMP SOLO		
PACKING	4 PCS/CTN	ORDER QTY: 4 PCS		
QTY	CTN SIZE (CM)	CBM	NW (KG)	GW (KG)
1	14x14x15	0,003	0,52	0,7
4	31x31x20	0,019	2,08	3,2



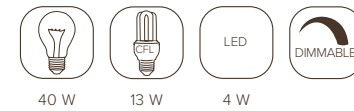


The beauty of rattan is not only in its natural colour, feel and looks, it is also in its characteristics. It grows for instance, in otherwise barren swamp areas and at an alarming rate of about 40 meters every year. We kept it uncoloured, and therefore not only at its prettiest but also at its environmental friendliest. We choose to work with the slightly thicker Kubu rattan for more style.


Kubu pendant lamp

They say that simplicity is the outward sign and symbol of depth of thought. Our pendant lamp Kubu proves that saying. Made out of simple curved Kubu rattan this pendant looks simple, but once lit it'll throw a stylish interaction of shadows and light on its surroundings. Imagine more than one pendant lamp Kubu in different heights and in a group...

Kubu rattan shade on iron wire frame
 Stainless steel canopy, 9,5x2 cm (Ø x H)
 155 cm black PVC cable, adjustable in height
 Wire length: 155 cm
 Light source: E27
 Energy efficiency class: A++ - E (Energylabel 1)



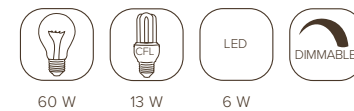
ITEM CODE	GTIN-CODE	ITEM NAME		
5300058	8718548020870	PENDANT LAMP KUBU		
PACKING	1 PCS/CTN			
QTY	CTN SIZE (CM)	CBM	NW (KG)	GW (KG)
1	49x49x51	0,122	2,76	4,17



Beads pendant lamp

Down to earth wooden beads and clear sockets for the light bulbs. That is what defines Dutchbones Beads chandelier. The height of the chandelier is adjustable. When you adjust the height it makes the loop of the bead chain bigger (more dramatic) or smaller (more elegant). That way the look of chandelier Beads can be modified to light up any room.

Black iron wired shade with 7 lampholders and wooden beads chains
 Black lacquered iron canopy, 15x4 cm (Ø x H)
 Black PVC cable, adjustable in height
 Light source: E27
 Energy efficiency class: A++ - E (Energylabel 1)



ITEM CODE	GTIN-CODE	ITEM NAME		
5300052	8718548019812	PENDANT LAMP BEADS		
PACKING	1 PCS/CTN			
QTY	CTN SIZE (CM)	CBM	NW (KG)	GW (KG)
1	82x82x17	0,11	3,8	5,8

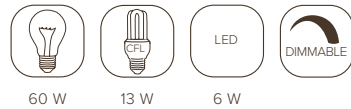




When one travels around the world, shopping for inspiration for new materials, styles and products, ideas for unconventional combinations can suddenly pop up. That is what happened with pendant lamp Bond. Our design team decided to combine light and wood veneer. Ash wood turned out to give the best results in bending and emitted light colour. Pendant lamp Bond consist of interlocking strips of veneer, which gives it its textured surface. Bond comes in two forms; round and oval.

Bond pendant lamp

Ash wood veneer strokes shade
 ABS plastic canopy, 11x8 cm (Ø x H)
 120 cm (round) or 130 cm (oval) black textured cable, adjustable in height
 Light source: E27, max. 13 watt savings
 Energy efficiency class: A++ - E (Energylabel 1)



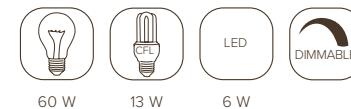
ITEM CODE	GTIN-CODE	ITEM NAME		
5300050	8718548019799	PENDANT LAMP BOND ROUND		
5300051	8718548019805	PENDANT LAMP BOND OVAL		
PACKING	1 PCS/CTN			
SIZE	CTN SIZE (CM)	CBM	NW (KG)	GW (KG)
ROUND	42x42x42	0,074	0,65	2,5
OVAL	52x52x21	0,057	0,5	2,1




Cradle pendant lamp

Our designers travel to international design fairs several times a year. In all these design laden cities, concrete was the up and coming material. We combined concrete with solid wood for an extra contemporary Dutchbone touch. Cradle comes in two different shapes, both elegant versions.

Concrete shade with solid ashwood top
 Black lacquered iron canopy, 12x2,5 cm (Ø x H)
 131 cm black textured cable, adjustable in height
 Light source: E27, max. 13 watt savings
 Energy efficiency class: A++ - E (Energylabel 1)



ITEM CODE	GTIN-CODE	ITEM NAME		
5300048	8718548019775	PENDANT LAMP CRADLE BOTTLE		
5300049	8718548019782	PENDANT LAMP CRADLE CARAFE		
PACKING	1 PCS/CTN			
SIZE	CTN SIZE (CM)	CBM	NW (KG)	GW (KG)
BOTTLE	23x23x40,5	0,02	3	3,35
CARAFE	25x25x36	0,02	2,8	3,2

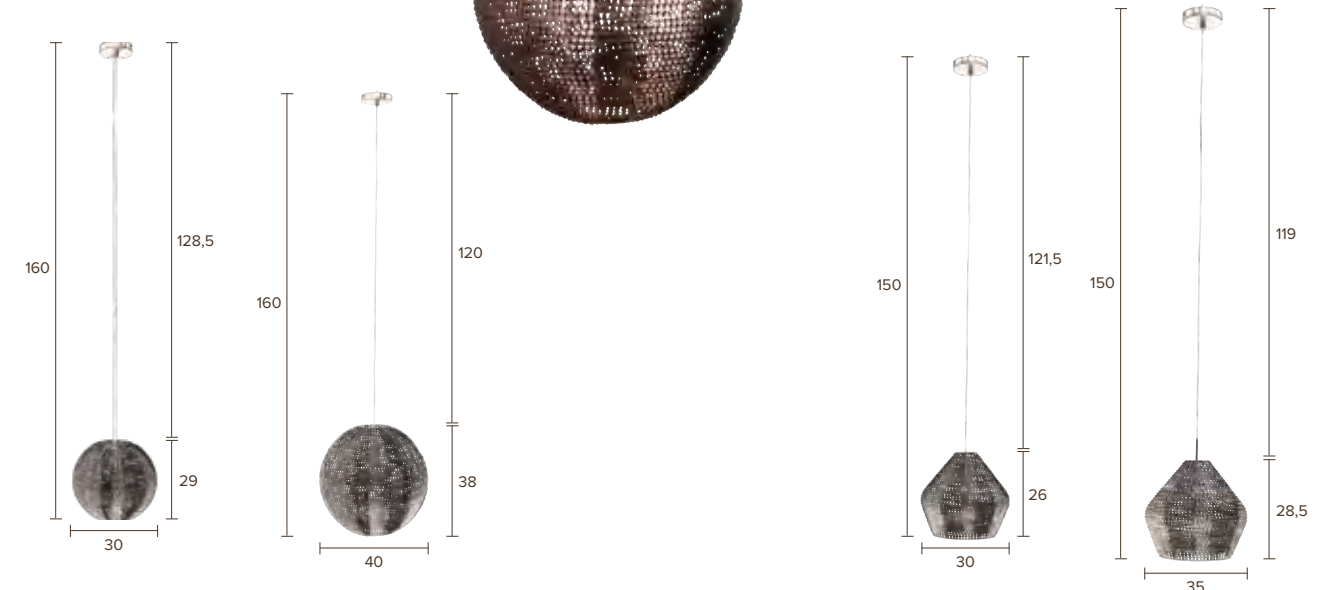
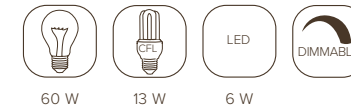




Cooper pendant lamp

Our sparkling Cooper pendant lamp is created out of hundreds of small 'flakes' of copper, which are burned with a torch for a flamed look. The copper flakes are all placed by hand to give the lampshade its unique shape. The light bounces on and off the copper creating a dramatic effect. The different sizes and shapes of Cooper allows them to be mounted in rows or even in clusters. Above a dinner table, a kitchen counter, in a hallway or any other place that can use a touch of chic copper sparkling.

Hand made iron shade, copper plated
 Copper plated iron canopy, 12x2,5 cm (Ø x H)
 Black textured PVC cable, adjustable in height
 Light source: E27, max. 13 watt savings
 Energy efficiency class: A++ - E (Energylabel 1)



ITEM CODE	GTIN-CODE	ITEM NAME		
5300043	8718548019720	PENDANT LAMP COOPER ROUND '40		
5300044	8718548019737	PENDANT LAMP COOPER ROUND '30		
PACKING	1 PCS/CTN			
SIZE	CTN SIZE (CM)	CBM	NW (KG)	GW (KG)
'40	44x44x40	0,077	2,1	3,5
'30	33x33x35	0,038	1,3	2,1

ITEM CODE	GTIN-CODE	ITEM NAME		
5300045	8718548019744	PENDANT LAMP COOPER LARGE		
5300046	8718548019751	PENDANT LAMP COOPER MEDIUM		
PACKING	1 PCS/CTN			
SIZE	CTN SIZE (CM)	CBM	NW (KG)	GW (KG)
LARGE	39x39x31	0,047	1,5	2,6
MEDIUM	34x34x30	0,03	1,3	2,35



Scope spot light

Hang, light and enjoy! That's how easy home decorating is with Dutchbone's spot light Scope. That's because Scope comes with a built-in LED-light source. So no worries about lumen and light temperature there! And to make sure this small spot light, which comes with one or two spots, leaves an impression we gave all three versions a lot of character. Scope Rust with its industrial vintage look, Copper with its elegant shiny looks and Black, with its matt black colour for a powerful interior statement.

Black powder coated or copper plated steel shade & base with brass bracket, or rust-look powder coated with ditto bracket

Black textured cable

Dimensions shade: 5,6x11 cm (Ø x H)

Tempered glass plate with honeycomb pattern

Adjustable in all directions

Dimensions base:


Scope 1 - 9x1,9 cm (Ø x H)

Scope 2 - 24,8x8,5x1,9 cm (WxDxH)

Light source: (1 or 2x) GU 10 LED (included), 3000 Kelvin, 320 Lumen

Energy efficiency class: A+ – A (Energylabel 8)

Note: only certain 'leading edge' dimmers are suitable for this lamp. We recommend and have tested the following types: Niko 310-01900, Niko 310-0280, Jung 100-494-70S, Peha 00-260623, Tronix 215-131, Eltako EUD61NPN-UC.



5 W

ITEM CODE	GTIN-CODE	ITEM NAME		
5500014	8718548034471	SPOT LIGHT SCOPE-1 BLACK		
5500015	8718548034488	SPOT LIGHT SCOPE-1 RUST		
5500016	8718548034495	SPOT LIGHT SCOPE-1 COPPER		
PACKING	1 PCS/CTN, 12 PCS/MASTERCTN			
QTY	CTN SIZE (CM)	CBM	NW (KG)	GW (KG)
1	12,5x11,5x14	0,002	0,54	0,64
12	39,5x25x30	0,03	6,84	8,2

ITEM CODE	GTIN-CODE	ITEM NAME		
5500017	8718548034501	SPOT LIGHT SCOPE-2 BLACK		
5500018	8718548034518	SPOT LIGHT SCOPE-2 RUST		
5500019	8718548034525	SPOT LIGHT SCOPE-2 COPPER		
PACKING	1 PCS/CTN, 8 PCS/MASTERCTN			
QTY	CTN SIZE (CM)	CBM	NW (KG)	GW (KG)
1	30,5x10x14	0,004	0,98	1,13
8	63x42,5x16	0,04	8,86	9,84





COFFEE TIME HOME



We were in India when we found a weaver who was able to give his woven goods this very pleasant sanded look, mainly because of his well chosen faded colours. We chose a pattern and we picked a few colours of the earth. But we didn't stop at this throw pillow. We also designed a carpet to go with it! Please do combine them, since it is such a great way to complete your stylish interior...

Indian Block stool and pouf

This Indian Block stool and pouf are able to transform the dull lounge area into something special. Especially when you realize the fabric was not simply screen printed but stamped by hand. Originally block printed fabric was mainly used for menswear, but also for home furnishing. Nowadays screen prints took over the majority of the menswear market. Luckily the craft survived. One could say it makes more sense to use the block printing craftsmanship for furniture; On fabrics that generally last much longer than a garment. Imagine that every colour of the print requires another wooden stamp with a precise interlocking design. Not only the carving of these blocks requires real craftsmanship, also the stamping itself is a difficult metier. Our Indian Block pouf comes in two colours: A vibrant yellow and a distinguished grey, matching colours for our other block printed items. The Indian Block stool is available in grey.



Stool:
100% cotton, block printed by hand
Filling: PU-foam
Solid sheesham wooden legs
Dimensions: 40x40x35 cm (WxDxH)

Pouf:
100% cotton, block printed by hand
Filling: 100% recycled cotton
Dimensions: 40x40x40 cm (WxDxH)

ITEM CODE	GTIN-CODE	ITEM NAME		
3300019	8718548019942	STOOL INDIAN BLOCK GREY		
PACKING	1 PCS/CTN			
QTY	CTN SIZE (CM)	CBM	NW (KG)	GW (KG)
1	42x42x37	0,065	4,6	5,6

ITEM CODE	GTIN-CODE	ITEM NAME		
3300020	8718548019959	POUF INDIAN BLOCK YELLOW		
3300021	8718548019966	POUF INDIAN BLOCK GREY		
PACKING	1 PCS/CTN			
QTY	CTN SIZE (CM)	CBM	NW (KG)	GW (KG)
1	42x42x42	0,074	8,5	9,5

Rural pillow

Hand-woven cover with printed dessin, 100% cotton
Filling: 100% polyester fibre
Dimensions: 50x50 cm (LxW)



ITEM CODE	GTIN-CODE	ITEM NAME		
8600028	8718548024441	PILLOW RURAL		
PACKING	5 PCS/CTN	ORDER QTY: 5 PCS		
QTY	CTN SIZE (CM)	CBM	NW (KG)	GW (KG)
5	52x52x18	0,049	5,5 (5x1,1)	6,5



Indian Block pillow

When choosing a pattern for our block printed pillow we weren't picky. We loved them all. Little did we know that block printed fabric in clothes can reveal a lot about its owner. Patterns, colours and the way the cloth is wrapped around ones body, can indicate caste, occupation, regional origin and religion. We checked: the prints on our Indian Block pillow are purely decorative and simply beautiful. Our Indian Block pillow comes in two sizes and colours; a vibrant yellow and a distinguished grey, matching colours that go very well with our other block printed items.

100% cotton, block printed by hand
 Filling: 100% polyester fibre
 Dimensions: 50x50 cm or 70x70 cm (LxW)



ITEM CODE	GTIN-CODE	ITEM NAME		
8600008	8718548019898	PILLOW INDIAN BLOCK '50 YELLOW		
8600009	8718548019904	PILLOW INDIAN BLOCK '50 GREY		
8600010	8718548019911	PILLOW INDIAN BLOCK '70 YELLOW		
8600011	8718548019928	PILLOW INDIAN BLOCK '70 GREY		
PACKING	5 PCS/CTN	ORDER QTY: 5 PCS		
SIZE	CTN SIZE (CM)	CBM	NW (KG)	GW (KG)
5x '50	52x52x18	0,049	5	6
5x '70	72x72x20	0,104	10	11,25



Gaelic pillow

A rustic throw pillow, is what our Gaelic is. Gaelic is made out of rough burlap fabric, but we made sure it is soft and comfortable to the touch. We did this by adding 20 percent wool to the mix. The decorative pattern is woven into the fabric. Perfect to soothe any back in any stylish seater.

80% jute, 20% wool hand-woven fabric cover
 100% polyester fibre filling
 Dimensions: 50x50 cm (LxW)



ITEM CODE	GTIN-CODE	ITEM NAME		
8600021	8718548023734	PILLOW GAELIC		
PACKING	5 PCS/CTN	ORDER QTY: 5 PCS		
QTY	CTN SIZE (CM)	CBM	NW (KG)	GW (KG)
5	52x52x18	0,049	8 (5x1,6)	9



Dubai pillow

If you can't come to Dubai, we'll bring Dubai to you! Pillow Dubai Gold is made from a very soft fabric. The material has a golden shine to it, which, as you know, brings good fortune and good luck to its owner. At least, that's what is believed in Buddhist countries. At Dutchbone we believe that throw pillows in comfortable sizes will also have a positive effect on your general wellbeing in the lounge area.

39% viscose, 31% cotton, 30% acryl
 > 25.000 Martindale, colour fastness 3-4
 Filling: 100% polyether
 Dimensions: 45x45 cm (LxW)



ITEM CODE	GTIN-CODE	ITEM NAME		
8600025	8718548024335	PILLOW DUBAI GOLD		
PACKING	6 PCS/CTN	ORDER QTY: 6 PCS		
QTY	CTN SIZE (CM)	CBM	NW (KG)	GW (KG)
6	39x39x55	0,084	3,6 (6x0,6)	4,5

Autumn pillow

Soothing, warm autumn colours. A classic pattern, geometric stripes and decorative outlines. All in one fabric. We swiftly agreed on pillow Autumn. Made in the south of Europe and super soft to the touch.

74% viscose, 21% acryl, 5% cotton
 > 25.000 Martindale, colour fastness 3-4
 Filling: 100% polyether
 Dimensions: 45x45 cm (LxW)



ITEM CODE	GTIN-CODE	ITEM NAME		
8600027	8718548024373	PILLOW AUTUMN		
PACKING	6 PCS/CTN	ORDER QTY: 6 PCS		
QTY	CTN SIZE (CM)	CBM	NW (KG)	GW (KG)
6	39x39x55	0,084	3,6 (6x06)	4,5



Ottava pillow

Pillow Ottava comes from a European pillow wizard we found during our travels to a local fair. We took our time to decide on the colour combinations. We found these particular colour combinations match best with a Dutchbone interior.

Pile-fabric with circles & squares pattern
 74% viscose, 21% polyester, 5% cotton
 25.000 Martindale, colour fastness 4-5
 Filling: 100% polyether
 Dimensions: 45x45 cm (LxW)



ITEM CODE	GTIN-CODE	ITEM NAME		
8600016	8718548022034	PILLOW OTTAVA GREEN/BLUE		
8600017	8718548022058	PILLOW OTTAVA RED/ORANGE		
8600087	8718548034792	PILLOW OTTAVA DARK BLUE		
PACKING	6 PCS/CTN	ORDER QTY: 6 PCS		
QTY	CTN SIZE (CM)	CBM	NW (KG)	GW (KG)
6	39x39x55	0,084	3,6 (6x0,6)	4,5



Glory pillow

Many modern interiors can do with an antique detail here and there. This Glory throw pillow is here to meet that need. With its classical pattern and golden-yellow background, Glory is a cushion with a luxurious feel and is available in three colours specially chosen to add a classic touch to your interior.

Pile-fabric with ornamental pattern
 39% viscose, 31% cotton, 30% acryl cover
 >25.000 Martindale, colour fastness 4-5
 Filling: 100% polyether
 Dimensions: 45x45 cm (LxW)



ITEM CODE	GTIN-CODE	ITEM NAME		
8600088	8718548034815	PILLOW GLORY BLACK		
8600089	8718548034839	PILLOW GLORY OLD GREEN		
8600090	8718548034853	PILLOW GLORY OLD RED		
PACKING	6 PCS/CTN	ORDER QTY: 6 PCS		
QTY	CTN SIZE (CM)	CBM	NW (KG)	GW (KG)
6	39x39x55	0,084	3,6 (6x0,6)	4,5



Spencer pillow

Soft, plush and with the perfect size to give you the backing you need at all times, Spencer pillow is the perfect companion for every sofa, chair or bed. With Spencer, you can give the typical Dutchbone style a boost and add some comfort at the same time.

Fabric with diamond-patterned velvet-look
39% viscose, 31% cotton, 30% acryl cover
>25.000 Martindale, colour fastness 4-5
Filling: 100% polyether
Dimensions: 60x30 cm (LxW)



ITEM CODE	GTIN-CODE	ITEM NAME		
8600091	8718548034877	PILLOW SPENCER OLD GREEN		
8600092	8718548034891	PILLOW SPENCER OLD PINK		
PACKING	6 PCS/CTN	ORDER QTY: 6 PCS		
QTY	CTN SIZE (CM)	CBM	NW (KG)	GW (KG)
6	61x31x48,5	0,092	3 (6x0,5)	3,9



Dean pillow

Any sofa, chair or bed surely meets its match with our multi coloured Dean pillow. The velvet-like fabric incorporates varying shades of brown, black and grey. Sometimes you see purple in it... Pillow Dean is perfect to comfort sore backs and otherwise a bit boring seating arrangements and beds.

Pile-fabric with hexagonal pattern
72% viscose, 23% polyester, 5% cotton cover
>25.000 Martindale, colour fastness 4-5
Filling: 100% polyether
Dimensions: 45x45 cm (LxW)



ITEM CODE	GTIN-CODE	ITEM NAME		
8600093	8718548034914	PILLOW DEAN LIGHT GREY		
8600094	8718548034938	PILLOW DEAN DARK GREY		
PACKING	6 PCS/CTN	ORDER QTY: 6 PCS		
QTY	CTN SIZE (CM)	CBM	NW (KG)	GW (KG)
6	39x39x55	0,084	3,6 (6x0,6)	4,5



Shaun sheepskin

In large parts of the world furniture is made more comfortable with sheepskin. Not only are they warm, soft and pillow-like, they are also stylish. Our Shaun sheepskins come from genuine Down Under sheep. A mix of the world's most ancient breeds. Their wool is fit for extremes; breathable in summer, insulating in winter, but always exceptionally soft and lightweight. Shaun comes in the usual colour white, but also in different versions. Since we added coloured sheepskins like Pinot Red, Caspian Green and Chocolate. They match wonderfully with our Kubu chairs!

100% wool; sheepskin from Australia & New Zealand, a carefully selected mix of half-breeds
 Colour fastness 4-5
 Dimensions: 90-94x50x5 cm (LxWxH)



ITEM CODE	GTIN-CODE	ITEM NAME		
8900009	8718548020405	SHEEPSKIN SHAUN IVORY		
8900010	8718548020412	SHEEPSKIN SHAUN CHOCOLATE		
8900011	8718548020429	SHEEPSKIN SHAUN PINOT RED		
8900012	8718548020436	SHEEPSKIN SHAUN CASPIAN GREEN		
PACKING	5 PCS/CTN	ORDER QTY: 5 PCS		
QTY	CTN SIZE (CM)	CBM	NW (KG)	GW (KG)
5	90x55x12	0,06	4,5 (5x0,9)	6



Kubu mirror

The beauty of rattan is not only in its natural colour, feel and looks, it is also in its characteristics. It grows for instance, in otherwise barren swamp areas and at an alarming rate of about 40 meters every year. We kept it uncoloured, and therefore not only at its prettiest but also at its environmental friendliest. We choose to work with the slightly thicker Kubu rattan for more style.

Our Mirror Kubu is handwoven from rattan. Unlike bamboo, rattan stems are solid and therefore easy to bend. Mirror Kubu's randomly shaped frame gives this mirror its nonchalant look while the Kubu rattan itself adds class.

Glass mirror with Kubu rattan border and plywood back
 Dimensions: 75x3,2 cm (Ø x H)



ITEM CODE	GTIN-CODE	ITEM NAME		
8100007	8718548020863	MIRROR KUBU		
PACKING	1 PCS/CTN			
QTY	CTN SIZE (CM)	CBM	NW (KG)	GW (KG)
1	78x78x6	0,037	2,9	4,9



Vintage Window mirror

It is clear where our inspiration came from for the name Vintage Window mirror. The vintage part hides in the weathered mirror we used. The frame of this full-length mirror is made out of metal and with its 178 centimeters in height, Vintage Window mirror is tall like a Dutchman!

Iron frame with vintage look powdercoating
 Vintage mirror glass
 Dimensions: 37,5x3x178 cm (WxDxH)

ITEM CODE	GTIN-CODE	ITEM NAME		
8100008	8718548023338	MIRROR VINTAGE WINDOW		
PACKING	1 PCS/CTN			
QTY	CTN SIZE (CM)	CBM	NW (KG)	GW (KG)
1	183x8x42	0,061	10	12



Blackbeam mirror

By designing mirror Blackbeam we didn't just add a mirror to our collection, but also created a graphic home accessory in the process. Blackbeam can be a decorative item for on your walls and at the same time give you the opportunity to check your hairdo on occasion. This very slender piece will reflect your image in a subtle way. Just imagine this dark steel frame on a light coloured wall... Even better: imagine more than one of them, in a row!

Glass mirror with waxed coated iron frame
 Dimensions: 20x4x120 cm (WxDxH)

ITEM CODE	GTIN-CODE	ITEM NAME		
8100012	8718548029248	MIRROR BLACKBEAM		
PACKING	1 PCS/CTN			
QTY	CTN SIZE (CM)	CBM	NW (KG)	GW (KG)
1	21x8x124	0,024	5	6,5





Attractif mirror

This round mirror is captured in a metal frame and for a touch of style and elegance, bound together with an industrial bolt. Mirror Attractif comes in two generous sizes and in a distinguished, industrial blue colour.

Glass mirror with powder coated aluminium frame
 Dimensions '16: 41x53x4 cm (WxDxH) - mirror Ø 40 cm
 Dimensions '24: 60x72x4 cm (WxDxH) - mirror Ø 58 cm




ITEM CODE	GTIN-CODE	ITEM NAME		
8100005	8718548020726	MIRROR ATTRACTIF '16		
8100006	8718548020733	MIRROR ATTRACTIF '24		
PACKING	1 PCS/CTN			
SIZE	CTN SIZE (CM)	CBM	NW (KG)	GW (KG)
16'	52x52x8	0,022	3,6	5,1
24'	71x71x8	0,04	7	9

Poke mirror

At Dutchbone we believe true luxury lies in craftsmanship. Take mirror Poke. The craftsmanship lies in its looks with the combination of black steel and mirrored glass. Mirror Poke M and Poke L are adjustable. Tilt the glass to catch the reflection you prefer to see.

Tiltable mirror
 40 mm dark grey powdercoated iron border
 Mirror glass on MDF base
 Dimensions M: 40,5x8,5x40,5 cm (WxDxH)
 Dimensions L: 40,5x8,5x60 cm (WxDxH)



ITEM CODE	GTIN-CODE	ITEM NAME		
8100016	8718548032620	MIRROR POKE M		
8100017	8718548032637	MIRROR POKE L		
PACKING	1 PCS/CTN			
SIZE	CTN SIZE (CM)	CBM	NW (KG)	GW (KG)
M	43x43x9	0,016	3,8	5
L	65x9x44	0,025	5,1	6,5



Bradley mirror

NEW

Bradley Mirror is designed to reflect and amplify all that is good in an interior. This XL-sized mirror has an interesting black metal frame. We made the frame a little deeper to create a more interesting design. The result is a stunning wall decoration that is useful, lovely to look at and suitable for hanging anywhere in your home.

Glass mirror on MDF
 Grey powder coated iron border
 Can be mounted both horizontally and vertically
 Dimensions: 40x10x120 (WxDxH)



ITEM CODE	GTIN-CODE	ITEM NAME		
8100018	8718548038462	MIRROR BRADLEY		
PACKING	1 PCS/CTN			
QTY	CTN SIZE (CM)	CBM	NW (KG)	GW (KG)
1	125x15x45	0,079	9,2	12,6



Riva mirror

NEW

Riva Mirror seems to float in the frame. This elegant standing mirror has a decidedly mid-century look with brass details on the tips of the frame rods. Riva is a full-length mirror that will reflect anything that comes before it, except when blocked by Riva room divider, which makes a perfect combination.

Mirror glass on dark brown lacquered beech wood frame
 Brass powder coated steel details
 Leather straps with brass details
 Dimensions mirror: 53x130 cm (WxL)
 Dimensions: 59,5x3,5x180 (WxDxH)



ITEM CODE	GTIN-CODE	ITEM NAME		
8100019	8718548040014	MIRROR RIVA		
PACKING	1 PCS/CTN			
QTY	CTN SIZE (CM)	CBM	NW (KG)	GW (KG)
1	188x67,5x8	0,100	17	20,5



Riva room divider

NEW

Riva room divider is a folding screen that is both practical and very stylish. This elegant room divider can be used to separate a work corner in an open-plan living room or to divide a large room. Riva makes a perfect combination with our Torrance chairs. Used together with our Riva full-length mirror from the same range, it makes an ideal private dressing area.

100% polyester fabric panels
 Dark brown lacquered beech wood frame
 Brass powder coated steel details
 Dimensions: ca. 133x26x180,5 (WxDxH)



ITEM CODE	GTIN-CODE	ITEM NAME		
7900010	8718548040045	ROOM DIVIDER RIVA		
PACKING	1 PCS/CTN			
QTY	CTN SIZE (CM)	CBM	NW (KG)	GW (KG)
1	188x58,5x15	0,165	11	16



Hari vase

Fill them with dried botanicals or branches and Dutchbone vases Hari Slim and Hari Fat will enhance your home styling. Empty they will look just as interesting in your home decor. We made a point of finding just the right brass vases, featuring an antique finish with the right amount of shine. Hari Slim and Fat live up to those Dutchbone expectations.

Antique brass plated iron
Waterproof

Opening fat: 6 cm
Dimensions fat: 21x30 cm (Ø x H)

Opening slim: 5 cm
Dimensions slim: 18x35 cm (Ø x H)



ZUIVER-CODE	GTIN-CODE	ITEM NAME		
8200031	8718548032132	VASE HARI FAT		
PACKING	4 PCS/CTN	ORDER QTY: 4 PCS		
QTY	CTN SIZE (CM)	CBM	NW (KG)	GW (KG)
1	23x23x31	0,0163	0,96	1,4
4	46x46x33	0,0719	3,84	7,1

ZUIVER-CODE	GTIN-CODE	ITEM NAME		
8200032	8718548032149	VASE HARI SLIM		
PACKING	4 PCS/CTN	ORDER QTY: 4 PCS		
QTY	CTN SIZE (CM)	CBM	NW (KG)	GW (KG)
1	20x20x37	0,0148	0,9	1,3
4	41x41x40	0,0672	3,6	6,6



Baha and Bahir vase

Sometimes vases are so beautifully satisfying on their own, there is no need for flowers or plants. This is definitely the case with our vase Baha and its nephew, vase Bahir. Both vases have an antique brass finish and are perfectly embellished with stamped decorations. Arrange them in groups on a side table and just enjoy the oriental ambience they emit.

Aluminium, antique brass plated
Waterproof
Dimensions Baha: 24x30 cm (Ø x H)
Dimensions Bahir: 24x38 cm (Ø x H)



ITEM CODE	GTIN-CODE	ITEM NAME		
8200011	8718548025370	VASE BAHA		
PACKING	1 PCS/CTN			
QTY	CTN SIZE (CM)	CBM	NW (KG)	GW (KG)
1	28x28x32,5	0,025	0,9	2,15

ITEM CODE	GTIN-CODE	ITEM NAME		
8200012	8718548025387	VASE BAHIR		
PACKING	1 PCS/CTN			
QTY	CTN SIZE (CM)	CBM	NW (KG)	GW (KG)
1	28,5x27x40	0,03	1,1	2,36



Pris mirror

The perfection of a good interior often lies hidden in the details. Take Dutchbone mirror Pris. During our travels, we searched for quite a while to find the right little mirror. In the end we thought Pris was the fairest of them all.

Tiltable table mirror in brass lacquered stainless steel
Mirror frame with MDF back on Ø 13,5 cm base
Dimensions: 23,5x13,5x39,5 cm (WxDxH)

ZUIVER-CODE	GTIN-CODE	ITEM NAME		
8100013	8718548031814	MIRROR PRIS		
PACKING	4 PCS/CTN	ORDER QTY: 4 PCS		
QTY	CTN SIZE (CM)	CBM	NW (KG)	GW (KG)
1	25x17x31	0,0132	1,02	1,48
4	35x34x52	0,0619	4,08	6,9



Gem candle holder

The best designs often come from Mother Nature herself. Take agate, a gemstone found in many parts of the world but especially in South America. With candle holder Gem we aim to make the most out of the beautiful colours found in this gemstone by backlighting it with a candle. And the best part is that Gem is a pretty accessory even without candlelight.

Unique translucent coloured and polished agate stone
Brass lacquered iron stand
Suitable for tea lights
Dimensions: 10x10x30 cm (WxDxH)

Note: Agate is a natural product, therefore each stone is unique in appearance and weight.



blue

yellow

green

ZUIVER-CODE	GTIN-CODE	ITEM NAME		
8300007	8718548031838	CANDLE HOLDER GEM BLUE		
8300008	8718548031845	CANDLE HOLDER GEM YELLOW		
8300009	8718548031852	CANDLE HOLDER GEM GREEN		
PACKING	4 PCS/CTN	ORDER QTY: 4 PCS		
QTY	CTN SIZE (CM)	CBM	NW (KG)	GW (KG)
1	12x9x27	0,0029	0,32	0,47
4	26x18x29	0,0135	1,28	2,2



Kassan jug

Dutchbone jug Kassan has the class of an heirloom. This classy piece of top notch home decoration is versatile too. Jug Kassan will not only shine as a good accessory, it will be your stylish watering can at the same time. Just make sure you keep him at hand and in sight.

Brass lacquered stainless steel
Waterproof
Volume: ca. 2,5 liter
Opening: 8 cm
Dimensions: 12x18x31 cm (WxDxH)

Note: do not use for drinking water



ZUIVER-CODE	GTIN-CODE	ITEM NAME		
8800013	8718548031807	JUG KASSAN		
PACKING	4 PCS/CTN	ORDER QTY: 4 PCS		
QTY	CTN SIZE (CM)	CBM	NW (KG)	GW (KG)
1	17x15x31	0,0079	1	1,3
4	33x31x35	0,0358	4	5,8



Oasis plant hanger

We're happy to have them back: plant hangers! Forget about the seventies DIY version with macramé and old terracotta plant holders. We styled up the plant hanger to create a modern, singular design. To make a bold statement, combine Oasis with exotic plants. For this planter we used beautiful leather straps and gave it a brass finish.

Brass lacquered aluminium bowl, 21x15 cm (Ø x H)
Brown buffalo leather straps
Maximum weight load: 4 kg
Dimensions: 21x47cm (Ø x H)



ZUIVER-CODE	GTIN-CODE	ITEM NAME		
7300002	8718548031821	PLANT HANGER OASIS		
PACKING	4 PCS/CTN	ORDER QTY: 4 PCS		
QTY	CTN SIZE (CM)	CBM	NW (KG)	GW (KG)
1	23x16x23	0,0085	0,64	0,96
4	34x25x49	0,0416	2,56	4,8



Scholar magazine holder

Magazine rack Scholar doesn't even need newspapers or magazines to contribute to an interior. Even when empty this gold coloured and leather holder is a stylish addition to any home. Scholar is able to hold a lot of paper, but can also be used to hold wood for the fire place.

Iron frame, powder coated in antique gold finish
Buffalo leather holder, coated in darkbrown
Dimensions: 45x26x40 cm (WxDxH)
Depth of leather holder: 27 cm
Maximum weight load: 11 kg



ITEM CODE	GTIN-CODE	ITEM NAME		
8900024	8718548029354	MAGAZINE HOLDER SCHOLAR		
PACKING	1 PCS/CTN			
QTY	CTN SIZE (CM)	CBM	NW (KG)	GW (KG)
1	44x30x50	0,066	3,7	5,1



Mil serving trolley

Want to show off your drinks collection? This chic looking drinks trolley Mil is the perfect candidate for the job. This is by far the best place to keep your favourite liquors, bottles of wine and brandy for your guests. Also practical to have at hand during your relaxing evenings in front of the fireplace. Mil keeps your best bottles in sight, right where you want them.

Green marble top and shelf
Matte black powder coated iron frame
Iron + rubber castors (10,5 cm)
Brown buffalo leather straps for 9 bottles
Maximum weight load: 30 kg
Top: 55,5x36 cm, shelf 19x35 cm
Dimensions: 65x36x87 cm (WxDxH)

Note: Marble is a natural product, therefore each top and shelf are unique in appearance and weight.



ITEM CODE	GTIN-CODE	ITEM NAME		
7900008	8718548031784	SERVING TROLLEY MIL		
PACKING	1 PCS/CTN			
QTY	CTN SIZE (CM)	CBM	NW (KG)	GW (KG)
1	70x43x93	0,2799	18,34	24



Stilo desk table

Desk table Stilo longs to be used in creative ways. It can be used as a display table in a corner for nice artwork, sketches or architectural drawings. Or use this vintage-looking table as a perfectly working drawing table.

Tilttable desktop with stoved iron joints
 Solid fir wood with antique finish
 MDF desktop with waterbased black paint coating
 Note: no blackboard paint, do not use chalk directly on the surface
 Maximum weight load: 30 kg
 Dimensions: 125x64x110,5-141,5 cm (WxDxH)
 Dimensions desktop: 125x4x81,5 cm (WxDxH)



ITEM CODE	GTIN-CODE	ITEM NAME		
2600002	8718548030114	DESK TABLE STILO		
PACKING	1 PCS/CTN			
QTY	CTN SIZE (CM)	CBM	NW (KG)	GW (KG)
1	132x23,5x88,5	0,275	28	30



Lon trunk

Dutchbone can't provide you with the treasure, but we sure can provide you with the perfect treasure chest! Trunk Lon, inlaid with a pretty wooden pattern and sturdy iron latches, has the perfect size for all those keepsakes found and discovered on long travels and exciting adventures. Lon will keep your memories safe and sound!

Fir wood trunk with iron hinges and latches
 Dimensions: 82x52x34 cm (WxDxH)



ITEM CODE	GTIN-CODE	ITEM NAME		
7500002	8718548029231	TRUNK LON		
PACKING	1 PCS/CTN			
QTY	CTN SIZE (CM)	CBM	NW (KG)	GW (KG)
1	87x57x39	0,193	11	13



Marley wall rack

NEW

Lucky people happen to discover a nice wall rack at a vintage fair. Smart people don't need to search, because they find Marley. This wall rack is inspired by the racks that used to hang in old factories and barns. Marley is the perfect rack for hanging up in a vintage kitchen or in a hallway, office, studio or hobby room. It is suitable for all sorts of items. You can even use it for plants!

- Grey powder coated iron frame and trays
- Solid fir wood wall mount
- Removable galvanised iron bucket
- Two hooks included
- Maximum weight load: 5kg
- Dimensions: 70x11,5x55,5 cm (WxDxH)



ITEM CODE	GTIN-CODE	ITEM NAME		
7600008	8718548038486	WALL RACK MARLEY		
PACKING	1 PCS/CTN			
QTY	CTN SIZE (CM)	CBM	NW (KG)	GW (KG)
1	75x16x54	0,065	3,6	5



Amador coat rack

NEW

With four drawers and five hooks for hanging anything – from coats to umbrellas and bags – Amador coat rack will keep any hallway or room neatly organised. This solid wood wall-mounted rack has lots of room for your summer and winter accessories and other items.

- Solid fir wood cabinet
- 4 MDF drawers with fir wood fronts
- Grey powder coated iron details, coat hooks & grips with label holders
- Maximum weight load: 10 kg
- Dimensions: 118x16x47 cm (WxDxH)



ITEM CODE	GTIN-CODE	ITEM NAME		
7100012	8718548038325	COAT RACK AMADOR		
PACKING	1 PCS/CTN			
QTY	CTN SIZE (CM)	CBM	NW (KG)	GW (KG)
1	123x52x21	0,134	12	14



Lit wall shelf

In the western world wall shelf Lit reminds us of old grocery stores and pharmacies. In eastern parts of the world shelves like this are still being made. We found Lit right there. To enhance the vintage look we added label holders and used distressed wood. Perfect for styling up a kitchen, or any workspace for that matter.

Natural solid fir wood with antique finish
 4 compartments with metal label holders
 Maximum weight load: 20 kg
 Dimensions 1 compartment: 38,5x11x19 cm (WxDxH)
 Total dimensions: 80x16x40 cm (WxDxH)



ZUIVER-CODE	GTIN-CODE	ITEM NAME		
7600004	8718548032644	WALL SHELF LIT		
PACKING	2 PCS/CTN	ORDER QTY: 2 PCS		
QTY	CTN SIZE (CM)	CBM	NW (KG)	GW (KG)
1	85x17x45	0,065	3	3,5
2	86,5x36x47	0,146	6	8



Tres wall shelf

Stop hiding your fine wines and start to show them off on wall shelf Tres. Made of distressed wood to give it a vintage touch, Tres is the perfect way to turn your wine bottles into home decoration. Combine Tres with wall shelf Lit. Not just because they match so nicely, but also to turn plain walls into powerful styling statements.

Bottle rack with 7 glass holders
 Natural solid fir wood with antique finish
 Maximum weight load: 20 kg
 Dimensions: 80x11x48 cm (WxDxH)



ZUIVER-CODE	GTIN-CODE	ITEM NAME		
7600005	8718548032699	WALL SHELF TRES		
PACKING	4 PCS/CTN	ORDER QTY: 4 PCS		
QTY	CTN SIZE (CM)	CBM	NW (KG)	GW (KG)
1	81x12x49	0,0475	1,5	2
4	83x50x51	0,21	6	11



Rustic wall cabinet

Some people find a rustic cabinet at a “brocante” in the South of France. But somehow we never ever do. So we designed Wall Cabinet Rustic here.

For the kitchen. But as it turns out, Rustic is also a perfect filing cabinet for in the office. With nametags to keep everything organized. Or in the hallway to hold the mail for different residents and purposes. See, our design team is sometimes more versatile than they realize!

Solid fir wood with antique finish
MDF back & compartments,
with waterbased black paint coating
Upper & middle row with metal label holders
Maximum weight load: 20 kg
Dimensions: 97x20x110 (WxDxH)



ITEM CODE	GTIN-CODE	ITEM NAME		
4500001	8718548030121	WALL CABINET RUSTIC		
PACKING	1 PCS/CTN			
QTY	CTN SIZE (CM)	CBM	NW (KG)	GW (KG)
1	103x26x118	0,316	17	19


Stack coat rack

This vintage metal wall rack is very versatile.

Of course it can be used as a hallway coat rack, but can just as easily be used in the kitchen to hang some of your cups by their ears and hold your (tea) pots.

But Stack can also be a good styling item in the bedroom, there it can hold your jewelry and tomorrows outfit.

Iron frame with 6 hooks, antique black powder coated
Solid wood shelf with natural oil finish
Maximum weight load: 18 kg
Dimensions: 85x20x32 cm (WxDxH)



ITEM CODE	GTIN-CODE	ITEM NAME		
7100008	8718548030091	COAT RACK STACK		
PACKING	1 PCS/CTN			
QTY	CTN SIZE (CM)	CBM	NW (KG)	GW (KG)
1	90x24x34	0,073	2,5	3,5



Flavi coat rack

Industrial metal meets fashionable functionality in coat rack Flavi. Whether you are coming or going, Flavi will be right there to help you out. It easily houses multiple coats and jackets, but also provides room for umbrellas.

Flavi is not only perfect in hallways, but also great for styling up a bedroom or closet room.

Black powder coated iron,
with antique finish and rusty look
Decorative feet
With umbrella stand
6 large and 6 small hooks
Maximum weight load: 10 kg
Dimensions: 50x193 cm (ØxH)




ITEM CODE	GTIN-CODE	ITEM NAME		
7100010	8718548032804	COAT RACK FLAVI		
PACKING	1 PCS/CTN			
QTY	CTN SIZE (CM)	CBM	NW (KG)	GW (KG)
1	105,5x40,5x41	0,175	5,3	7

Lucius coat rack

There aren't many stylish coat racks, so we decided to do something about that. Lucius is a free-standing piece providing room to eleven coats, bags or hats. Add two sliding containers to that for surplus stuff and you'll come to the conclusion that Lucius will hold all your outdoor necessities in style. We made sure the black metal comes with a worn and torn look so Lucius's vintage factor is off the charts!

Black powder coated iron,
with antique finish and rusty look
6 large and 5 small hooks
2 shelves, 2 removable storage boxes
Maximum weight load: 20 kg
Dimensions: 104x41x182 cm (WxDxH)



ITEM CODE	GTIN-CODE	ITEM NAME		
7100009	8718548032774	COAT RACK LUCIUS		
PACKING	1 PCS/CTN			
QTY	CTN SIZE (CM)	CBM	NW (KG)	GW (KG)
1	108x48x32,5	0,168	13,5	16

Craft Drum deco table

The difference between a nice room and a great room lies in objects like deco table Craft Drum. This interesting piece has a removable lid to hide stuff you want to keep out of sight. It's not only a pretty side table, but also a reminder of travels to faraway places.

Black powder coated iron drum with removable lid
Hand-embossed antique white flower pattern
Finished with clear lacquer
Opening: Ø 30 cm
Dimensions: 44x51 cm (ØxH)



ITEM CODE	GTIN-CODE	ITEM NAME		
2400008	8718548031791	DECO TABLE CRAFT DRUM		
PACKING	1 PCS/CTN			
QTY	CTN SIZE (CM)	CBM	NW (KG)	GW (KG)
1	48x47x58	0,131	5,6	7,8

Tout est possible artwork

In France we came across a workshop specialized in printing on concrete. We were intrigued. Graffiti for the home... Years before one of us photographed a quote, spray-painted on a wall in a Parisian alley. The two were soon combined in this concrete decoration. And so we once again discovered: 'tout est possible'!

Concrete decoration with printed artwork
Dimensions: 50x70x4 cm (WxHxD)



ITEM CODE	GTIN-CODE	ITEM NAME		
8900014	8718548022072	ARTWORK TOUT EST POSSIBLE CONCRETE		
PACKING	1 PCS/CTN			
QTY	CTN SIZE (CM)	CBM	NW (KG)	GW (KG)
1	75x55x8	0,033	9,9	15,2

Energy labels

These are the energy labels currently in use for the Dutchbone lighting collection. You can find the applicable label number in the specifications of each light fixture.



Label 1

Label 8

Dimmable



When using a dimmer, make sure to choose a dimmable bulb.

Fire retardant



Items marked by this icon, are also available in a fire retardant version. Turn to your account manager for more information.



Wondering what wallpaper we used in the background of some moods? And want to see some more inspiring wallpapers? Look no further: www.behangfabriek.com

© Zuiver BV 2018

All rights reserved. No part of this publication may be reproduced by any means without prior permission in writing from Zuiver BV. Dutchbone is a registered trademark from Zuiver BV.

Disclaimer:

Whilst all care has been made in the compilation of this magazine, the company can not accept responsibility for any errors or changes to the contents.

Please note that due to the printing process all colours, as seen in this brochure, may slightly vary from the actual colours.

General terms & conditions: www.dutchbone.com

